

WOODPECKER JOINERY



100% British made

PUTTING THE CEDAR BACK INTO GREENHOUSES



BESPOKE LEAN-TO SUPPLIED TO BBC GARDENERS' WORLD



**SPECIALISTS IN QUALITY,
INDIVIDUALLY HAND MADE
CEDAR GREENHOUSES, PAVILIONS
& BESPOKE BUILDINGS**

ABOUT US

Woodpecker Joinery was founded in 1994 by Christopher Waltho, a dedicated and talented craftsman.

From a farming background, an early memory was spending many hours helping his father lovingly craft a wooden greenhouse. His natural and creative flare for design became apparent during Chris’ school days, as did his love for and interest in working with wood. Chris went on to study woodwork at NVQ level and gained a City and Guilds certificate. Along the way many things added to career development; serving an apprenticeship at the age of 17 with a local joinery company manufacturing doors, conservatories and windows, and in the engineering field acquiring knowledge of design. A lifelong dream had always been to one day start his own business.

After being made redundant from the engineering firm, Chris applied for a Government grant. The application was successful and he became a sole trader based at his mother’s smallholding in Bramshall, Staffordshire. He continued in what he knew best - manufacturing windows, doors and conservatories. During the next three years a reputation for good quality products grew, as did a customer base. In 1997, after being approached by an aluminium greenhouse supplier to provide a bespoke cedar greenhouse, the first Woodpecker greenhouse was produced. Inspired by his creation, market research followed and it became apparent there was a keen British interest in gardening but few companies who specialised in cedar greenhouses.

Chris began to develop a website and engineer a range of Western Red Cedar greenhouses. Orders flowed in and eventually it became too much work for one person. Realizing the need for help he approached his brother Louis, fiancée Louise, cousin Joe and Tom, a family friend. Long hours, hard work and dedication were called for - together we were a strong and determined team. The popularity of our products exceeded expectations; we were full of optimism and looking forward to the future. That was until tragically on Christmas Day 2004 at the age of 20, Joe passed away in a car accident. He is sadly missed and fondly remembered.

During summer months we had extra hands on board from University students Bobby, Ross and James, who would help out both in the workshop and installing our products. In October 2005 Joe joined the team, followed by Craig in 2006. All of the aforementioned would prove significant in Woodpecker’s future. Thankfully our success over the next four years continued. After careful consideration a decision was made in order for Woodpecker Joinery to develop and move forward, we would need to move to larger premises.

In 2008, with nine employees, we moved to an industrial unit in Hixon, Staffordshire on which a lease was taken. Having additional space improved manufacturing efficiency and productivity. Demand for our products continued to expand and in 2009 we were approached by the BBC to produce a greenhouse for the Gardener’s World programme. Our greenhouse was featured in the series hosted by Toby Buckland. We have exported our products to Ireland, France, Belgium, Denmark, Germany, Falkland Islands and even as far as Australia! We import all of our PEFC certificated cedar direct from Canada. Over a period of three years our business continued to blossom and we came to occupy three units on the Industrial Estate, outgrowing even these. Time to move again...

In December 2012, with 30 employees, we moved back to Chris’ roots, purchasing our own premises in Bramshall. Our business has expanded and we sell cedar wood UK wide, having more orders than ever before and the luxury of being in our own premises. We have renovated the office space and workshops. Tom is Head Joiner, Joe Works Foreman, Louis Head of Painting Department, Bobby our Manager, Ross Imports and Exports Manager, Craig Head Site Foreman and James Head of the Technical Department. We continue in the development of young people and training within the workplace. With special thanks to Mary (Chris’s mum) without your patience, time and help none of this would have been possible.



CONTENTS

THE LOXLEY 4

THE DAGDALE 5

THE STRAMSHALL 6

THE BRAMSHALL 7

THE HIXON..... 8

ROUND BUILDINGS OPTIONAL EXTRAS 9

FREESTANDING CHARTLEY..... 10

THE BROMLEY 12

THE KINGS BROMLEY..... 14

THE KINGSBURY 16

BESPOKE GREENHOUSES 18

BESPOKE DRAWING SERVICE 19

BESPOKE GREENHOUSES WITH PORCH 20

THE VANDENBURG 21

LEAN-TO GREENHOUSES 22

HERITAGE GREENHOUSES..... 24

WHY CHOOSE WESTERN RED CEDAR (THUJA PLICATA)..... 26

CHOICE OF STANDARD COLOURS 26

WHITE PAINTED GREENHOUSES 27

GREENHOUSES WITH SHEDS..... 28

GREENHOUSE ACCESSORIES 30

HOME OFFICE..... 32

OCTAGONAL SUMMERHOUSES 34

TRADITIONAL SUMMERHOUSES..... 35

GARDEN BUILDINGS..... 36

WESTERN RED CEDAR COLDFRAME..... 38

TANALISED COLDFRAME 39

BESPOKE COLDFRAME TOPS 39

TALL CEDAR COLDFRAME..... 40

CONTEMPORARY CEDAR WATER BUTT 41

TRADITIONAL OAK WATER BUTT 41

CEDAR STAGING 42

GOLIATH STAGING..... 43

CHOOSING A SITE FOR YOUR GREENHOUSE..... 44

INTERNATIONAL..... 46

HOW TO PLACE AN ORDER WITH WOODPECKER JOINERY 47

THE LOXLEY



Delivered and installed in Oxfordshire. Colour—Light Brown

The Loxley is a 6ft 6” x 6ft 6” octagonal cedar greenhouse, which provides a neat and tidy solution for any location where space is limited.

Standard features:

- Made from 100% Western Red Cedar
- 6ft 4” to eaves
- 4mm English toughened safety glass
- No block to hold glass in place, the glass overhangs the wood
- One roof vent with Mk7 Bayliss autovent and two manual side opening vents
- FREE staging on five bays and three high level shelves
- Standard colours available
- Glass to ground, cedar panels to staging height or a combination at no extra cost
- Locking door (hinges on left or right)
- OPTIONAL EXTRAS: Guttering and downpipes. Maintenance free roof.

Price: £1995 including VAT, delivery and installation anywhere in mainland UK

THE DAGDALE



Delivered and installed in Yorkshire. Colour—Red Cedar

The Dagdale is 8ft 3” x 8ft 3” and a popular, stylish and elegant alternative to the traditionally shaped greenhouse. It provides an excellent solution for the smaller sized garden. Decagonal in shape, it offers a large internal working area, maximising your space. This model allows for plenty of light, making it ideal for starting off young plants.

An attractive feature that will enhance your garden all year round, the Dagdale is a high spec greenhouse.

Standard features:

- Entirely Western Red Cedar construction
- 6ft 4” to eaves
- 4mm English toughened safety glass
- No block to hold glass in place, the glass overhangs the wood
- Two auto roof vents (Bayliss Mk7) and two side vents
- FREE staging and shelves fitted (staging fitted on seven bays, shelves on three)
- Locking door (hinges on left or right)
- Glass to ground, cedar panels to staging height or a combination at no extra cost
- Standard colours available
- OPTIONAL EXTRAS: Guttering and downpipes. Maintenance free roof.

Price: £2250 including VAT, delivery and installation anywhere in mainland UK

THE STRAMSHALL



Delivered and installed in The Cotswolds. Colour—Clear

The Stramshall is one of our most popular greenhouses, combining style with functionality. Measuring 6ft 6” x 8ft 6” this greenhouse is compact, yet maximizes the available space due to its octagonal shape.

Double doors allow easy access, and as with all of our greenhouses, the sides can be panelled, glass to ground or a combination of both at no extra cost.

Standard features:

- Entirely Western Red Cedar construction
- 6ft 4” to eaves
- 4mm English toughened safety glass
- No block to hold glass in place, the glass overhangs the wood
- Two auto roof vents (Bayliss Mk7) and two side vents
- FREE staging and shelves fitted (staging fitted on five bays, shelves on three)
- Locking double doors (handle on left or right)
- Glass to ground or cedar panels to staging height at no extra cost
- Standard colours available
- OPTIONAL EXTRAS: Guttering and downpipes. Maintainance free roof.

Price: £2195 including VAT, delivery and installation anywhere in mainland UK

THE BRAMSHALL



Delivered and installed in Abergavenny. Colour—Clear. Fitted with maintenance free capped roof (Optional Extra)

Measuring 10ft x 8ft 3”, this greenhouse maximises the potential of any garden and provides an attractive working space. Double doors provide easy access and staging on seven sides with high-level shelving on three sides giving an ideal surface for potting, planting and growing. A practical and stylish addition to any outdoor space, the Bramshall features two roof vents with autovents as standard, black antique door and window furniture, cedar construction and 4mm English toughened safety glass.

Standard features:

- Entirely Western Red Cedar construction
- 6ft 4” to eaves
- 4mm English toughened safety glass
- No block to hold glass in place, the glass overhangs the wood
- Two auto roof vents (Bayliss Mk7) and two side vents
- FREE staging and shelves fitted (staging fitted on seven bays, shelves on three)
- Locking double doors (handle on left or right)
- Glass to ground, cedar panels to staging height or a combination at no extra cost
- Standard colours available
- OPTIONAL EXTRAS: Guttering and downpipes. Maintainance free roof.

Price: £2500 including VAT, delivery and installation anywhere in mainland UK

THE HIXON



Delivered and installed in Northumberland. Colour- Light Brown

The Hixon is new to our range of greenhouses. Measuring 10ft x 12ft, the decagonal shape gives a large internal space, which offers the potential for use as a garden studio or summerhouse as well as a greenhouse. Featuring double doors, four automatically opening roof vents and two side opening windows for optimum ventilation, there are no limits to the practicality of this elegant structure.

Standard features:

- Entirely Western Red Cedar construction
- 6ft 4” to eaves
- 4 mm English toughened safety glass
- No block to hold glass in place, the glass overhangs the wood
- Four auto roof vents (Bayliss Mk7) and two side vents
- FREE staging and shelves fitted (staging fitted on seven bays, shelves on three)
- Locking double doors
- Glass to ground, timber panels to staging height or a combination at no extra cost
- Standard colours available
- OPTIONAL EXTRAS: Guttering and downpipes. Maintainance free roof.

Price £4000 including VAT, delivery and installation anywhere in mainland UK

ROUND BUILDING OPTIONAL EXTRAS



Bramshall greenhouse fitted with a brown capped maintenance free roof and guttering

MAINTENANCE FREE ROOF

With our unique designed system, the glass sits on top of the rafters on a rubber gasket and is held in place by a stainless steel screw through the aluminium into the rafter. The rubber gaskets form a watertight seal to ensure that the greenhouse is weatherproof. This system leaves no wood on the roof exposed to the elements, making looking after your greenhouse a pleasure, not a chore! The maintenance free roofing system also reduces glass vibration in high winds - beneficial in coastal and exposed areas.

See page 30 for more information about the system and colour options.

Loxley and Stramshall	£250
Dagdale, Bramshall and Hixon	£300

GUTTERING OPTION

The mini flow gutter fitted to our round greenhouse range is a discreet option, which allows the collection of rain water. The guttering system is available in a range of colours including brown, grey and black.

Loxley and Stramshall	£165
Dagdale, Bramshall and Hixon	£240

FREESTANDING CHARTLEY



Delivered and installed in South Yorkshire- Clear. Size: 6ft x 8ft

The Chartley is probably one of the best value-for-money cedar greenhouses available on the UK market. The Chartley comes in a range of standard sizes, and has an eaves height of 6ft (eaves height adjustment is not an available option).

The framework is constructed entirely from Western Red Cedar and glazed with 4mm toughened safety glass to the ground, to allow maximum sunlight to reach your plants. Automated roof vents allow ventilation around the greenhouse to keep it cool in the summer. A quality product at an affordable, sensible price. The Chartley is new to our range and is bound to prove another popular choice for avid and amateur gardeners alike.

Standard features:

- Entirely Western Red Cedar construction with 6ft height to eaves
- Glass to ground level only
- 4mm English toughened safety glass
- Fully vented ridge system
- Black antique door and window furniture & 4” guttering and downpipes as standard
- Aluminium capping in a choice of colours for a maintenance free roof

Price includes VAT, delivery and installation anywhere in mainland UK

The Chartley greenhouse includes as standard -



Maintenance free aluminium roof available in a choice of colours



Louvre vent boosts air circulation in your greenhouse



Aluminium base plinth stops standing water sitting on the timber base

New Fully Vented Roof System!

Standard features of the Chartley Greenhouse -

- Aluminium ridge, maintenance free roof & cresting
- Aluminium base plinth
- Large 4” guttering and down pipes
- Includes delivery and installation
- Tall 6ft eaves
- Hinged locking door
- 4mm Toughened safety glass
- 10 year structural guarantee



- Hand made in the UK
- 100% Western Red Cedar Construction
- Window section 2”x 2” timber
- Roof section 2”x 3” timber
- Glass to ground glazing
- Louvre vent
- Roof vents- fitted with Bayliss Autovents
- Stainless steel screws and fixings throughout

6ft x 6ft	£2150	8ft x 10ft	£3250
6ft x 8ft	£2400	8ft x 12ft	£3550
6ft x 10ft	£2600	10ft x 10ft	£3500
6ft x 12ft	£2850	10ft x 12ft	£3800
8ft x 8ft	£2950	12ft x 12ft	£5300

THE BROMLEY



Delivered and installed in Ayrshire. Colour- Clear. Size: 8ft x 10ft

We guarantee that you will be impressed with our traditional Bromley greenhouse. This solid, hand-crafted product is one of the strongest quality greenhouses available on the UK market, which is why it has proved to be so popular. Careful consideration is given to every aspect resulting in a superb and high quality greenhouse.

The framework is constructed entirely from Western Red Cedar (*Thuja Plicata*) which produces natural oils that act as preservatives to protect the wood from insect attacks and decay. Beauty aside, the Western Red Cedar’s practicality and cellular structure creates air spaces that give it an insulation value higher than most woods. Buildings featuring cedar panels tend to stay warmer in the winter. Automated roof vents allow ventilation around the greenhouse to keep it cooler in the summer.

The Bromley is available with cedar panels or a combination of panelling and glass to ground. Cedar panels help to lower heating costs and add character to the overall look of the building. Having some glass to ground gives you extra light and is ideal when you need growth from ground level.

This heavy duty structure combines strength, durability, style and beauty. An attractive feature to complement any surrounding; it is built to meet the requirements of the most demanding gardening enthusiast or professional alike.

Our aim over the years has been to design and manufacture a high quality greenhouse at a realistic price. We are proud to say that we have achieved this in the form of the Bromley.

THE BROMLEY

Standard features:

- Window sections are constructed from 2” x 2” timber and a sturdy 2” x 3” is used for the rafters
- 4mm English toughened safety glass
- 5ft, 5ft 6” (standard) or 6ft eaves height
- 31° roof pitch
- Choice of cedar panels to staging height or a combination of cedar panels and glass to ground at no extra cost
- Anodised Bayliss autovents Mk7
- Ridge cresting and finials
- Rainwater gutters and downpipes
- Locking hinged door with antique furniture
- Freestanding two-tier staging along one side
- Choice of standard colours
- OPTIONAL EXTRA: Aluminium capping for a maintenance free roof

PRICE GUIDE

6ft x 6ft	£1900	10ft x 10ft	£3175
6ft x 8ft	£2250	10ft x 12ft	£3475
6ft x 10ft	£2500	10ft x 14ft	£3775
6ft x 12ft	£2800	10ft x 16ft	£4050
6ft x 14ft	£2975	10ft x 18ft	£4350
6ft x 16ft	£3125	10ft x 20ft	£4700
6ft x 18ft	£3225	10ft x 22ft	£5225
6ft x 20ft	£3700	10ft x 24ft	£5600
6ft x 22ft	£3950	10ft x 26ft	£5950
6ft x 24ft	£4200	10ft x 28ft	£6500
6ft x 26ft	£4450	10ft x 30ft	£7200
8ft x 8ft	£2600	12ft x 12ft	£4050
8ft x 10ft	£2975	12ft x 14ft	£4350
8ft x 12ft	£3275	12ft x 16ft	£4550
8ft x 14ft	£3475	12ft x 18ft	£4950
8ft x 16ft	£3950	12ft x 20ft	£5450
8ft x 18ft	£4400	12ft x 22ft	£5950
8ft x 20ft	£4750	12ft x 24ft	£6450
8ft x 22ft	£5250	12ft x 26ft	£7150
8ft x 24ft	£5700	12ft x 28ft	£7500
8ft x 26ft	£5950	12ft x 30ft	£8200

Price includes VAT, delivery and installation anywhere in mainland UK

THE KINGS BROMLEY



Delivered and installed in Gloucestershire. Colour—Clear. Size: 10ft x 14ft

The Kings Bromley greenhouse is an amalgamation of the Bromley and Kingsbury models, featuring a 40° pitch with wider 22” panes. This is an update on the Victorian style, giving the classic shape and height with a contemporary twist. This greenhouse is a beautiful and functional feature for any setting and can be manufactured to any size required; fitted on to your dwarf wall or freestanding at no extra cost.



Delivered and installed in Sterling. Colour—Clear. Size: 10ft x 16ft

Price includes VAT, delivery and installation anywhere in mainland UK



Delivered and installed in Thetford. Colour—Clear. Size: 10ft x 16ft

Standard features:

- Western Red Cedar construction
- Eaves height - range from 5ft or 5ft 6” (no extra cost)
- 22” panes of 4mm English toughened safety glass
- 40° roof pitch
- Locking hinged door with antique fittings
- Anodised Bayliss autovents Mk7
- Ridge cresting and finials
- Rainwater gutters and downpipes
- OPTIONAL EXTRA: Aluminium capping for a maintenance free roof

6ft x 6ft	£2600	8ft x 8ft	£3350
6ft x 8ft	£2850	8ft x 10ft	£3825
6ft x 10ft	£3250	8ft x 12ft	£4275
6ft x 12ft	£3975	8ft x 14ft	£4600
6ft x 14ft	£4450	8ft x 16ft	£5100
10ft x 10ft	£4300	12ft x 12ft	£5575
10ft x 12ft	£4550	12ft x 14ft	£6075
10ft x 14ft	£4925	12ft x 16ft	£6600
10ft x 16ft	£5275	12ft x 20ft	£7300
10ft x 20ft	£6100	12ft x 24ft	£8100

More sizes available

THE KINGSBURY



Delivered and installed in Newcastle-Upon-Tyne. Colour—Clear. Size: 8ft x 12ft

Our classic interpretation of a Victorian Greenhouse would be a tasteful and elegant addition to any garden. As with most of our garden buildings, the Kingsbury can be made in a variety of sizes (both standard and non-standard). This model will, without doubt, maximise the potential of your landscape.

The 40° pitch and 12” panes provide a more traditional style, ideal for older heritage properties. As with many of our greenhouses, the Kingsbury can be made to your required size and specification.

Standard features:

- Constructed from 100% Western Red Cedar
- 12” panes of 4mm English toughened safety glass
- 40° Pitch
- Choice of standard colours
- Anodised Bayliss autovents Mk7
- Ridge cresting and finials
- Rainwater gutters and downpipes
- Locking hinged door with antique fittings
- OPTIONAL EXTRA: Aluminium capping for a maintenance free roof



Delivered and installed in Winchester. Colour—Clear. Size: 6ft x 9ft

6ft x 6ft	£3125	10ft x 10ft	£4795
6ft x 8ft	£3325	10ft x 12ft	£5095
6ft x 10ft	£3800	10ft x 14ft	£5595
6ft x 12ft	£4045	10ft x 16ft	£5850
6ft x 14ft	£4325	10ft x 18ft	£6145
6ft x 16ft	£4695	10ft x 20ft	£6595
8ft x 8ft	£4000	12ft x 12ft	£6000
8ft x 10ft	£4450	12ft x 14ft	£6350
8ft x 12ft	£4850	12ft x 16ft	£6775
8ft x 14ft	£5195	12ft x 18ft	£7200
8ft x 16ft	£5545	12ft x 20ft	£7600
8ft x 18ft	£5995	12ft x 22ft	£8000

More sizes available

Price includes VAT, delivery and installation anywhere in mainland UK

BESPOKE GREENHOUSES



Delivered and installed in Ross on Wye. Colour—Dark Brown. Size: 13ft x 60ft

Our team at Woodpecker Joinery proudly brings our well-known bespoke range of products to you. Combining quality, excellence and beauty with superb value for money, we guarantee you complete satisfaction. We can build anything to complement your surroundings and make your gardening dreams come true, giving you everything you have ever wanted from a greenhouse.




Delivered and installed in Cambridgeshire. Colour—Clear. Size: 10ft x 20ft

BESPOKE DRAWING SERVICE

Our dedicated design team use the latest CAD drawing and 3D modelling packages to enable us to push the boundaries and create our unique bespoke buildings. We are also able to produce drawings for planning purposes and provide any technical advice you may need, to make purchasing a greenhouse as easy and straightforward as possible.

Out of the ordinary, intricate or something you perhaps thought was not possible - we have the perfect solution. Just let us know what your dream is and we will help you to achieve your vision.



Delivered and installed in The Highlands. Colour—Clear

BESPOKE GREENHOUSES WITH PORCH

If your garden requires something more, we have the perfect design feature for you. A beautifully proportioned porch, either inline or protruding, adds that extra touch to lift your greenhouse and make it a real focal point of your garden.



Delivered and installed in Denmark. Colour—Clear. Size: 12ft x 18ft

The advantages of a Bespoke building are: any size and style of building is possible, can be built to your exact specification. A choice of freestanding, lean-to or fitted on to a dwarf wall.



Delivered and installed near Macclesfield. Colour—Clear. Size: 12ft x 26ft

Written quotations available on request

THE VANDENBURG



Delivered and installed in The Cotswolds. Colour—Clear. Size: 8ft x 10ft

The Vandenburg is an impressive and unique building, elegantly crafted from Western Red Cedar. This collection has the space and style of the Edwardian glasshouse, combining beauty with functionality. It is the perfect enhancement to a fine English garden, a structure that will bring pleasure and at the same time offer an exceptional gardening experience. All individually hand crafted and engineered by our team of highly skilled craftsmen using age old mortice and tenon jointing. Tailor made to your requirements, whether lean-to or freestanding- the choice is yours.

All glazing is English toughened safety glass, firmly secured with our aluminium capping for a maintenance free roof against a gasket, which seals the underside of the glazing achieving high storm- and wind-proof standards.

Standard features:

- Aluminium capping for maintenance-free roof as standard on this model
- Rainwater gutters and downpipes & anodised Bayliss roof autovents Mk7
- Locking hinged double door with antique fittings
- Elegant hipped roof
- Choice of styles - freestanding, lean-to, panelled, glass to ground or fitted on to a dwarf wall. Choice of Colours

6ft x 8ft	£3750	10ft x 12ft	£5750
6ft x 10ft	£4250	10ft x 16ft	£6750
8ft x 10ft	£4750	12ft x 16ft	£7250
8ft x 12ft	£5250	12ft x 20ft	£8500

More sizes available

Price includes VAT, delivery and installation anywhere in mainland UK

LEAN-TO GREENHOUSES



Delivered and installed in Hertfordshire. Colour—Light Brown. Size: 10ft x 20ft

If you have a location available on your house wall it is an ideal spot to site a lean-to greenhouse. Fitted on to your dwarf wall, or with cedar panels or glass to ground - the choice is yours. Each building is created individually to your unique requirement. Constructed entirely from Western Red Cedar and using 4mm English toughened safety glass.



Delivered and installed in Warwickshire. Colour—Clear. Size: 10ft x 18ft



Delivered and installed in Dundee. Colour—Clear. Size: 10ft x 22ft

Over the past 20 years we have installed replacement lean-to greenhouses on pre existing walls. Our design team can replicate any ornate features displayed upon a previous structure with great accuracy. With this attention to detail, we can match our lean-to greenhouses to complement any surrounding period property or garden.



Delivered and installed in London. Colour—Clear. Size: 10ft x 18ft

Written quotations available on request

BESPOKE HERITAGE GLASSHOUSE



Delivered and installed in Mould, Flintshire. **Size: 18ft x 94ft**

We are proud to introduce the Heritage collection of glasshouses, a celebration of our 20th year in British manufacturing, recognition to history and our nations love of gardening. Each glasshouse is individually hand crafted and made to your exact specification. Many of our previous commissions have been to manufacture and install replacement buildings with a enormous importance in maintaining the historic characteristics of the building.

- 100% Western Red Cedar Construction
- Chamfered Profiled Timbers
- Aluminium Ridge & Cresting
- Bayliss Super Mk7 Auto Roof Vents
- Aluminium Guttering & Downpipe



Delivered and installed in North Somerset. **Size: 17ft x 75ft**

History

Since the eighteenth century exotic plants, fruits and flowers have been imported by explorers and travellers from all over the world into our cooler northern hemisphere. The aspiration to cultivate such species dates back to the 1800’s and a basic structure being designed to shelter and tender young plants. Due to the costly materials and manufacturing involved, such buildings were limited to the likes of aristocracy and wealthy landowners. In time, through research and development the early glasshouse was produced, in 1858 Messrs Messenger & CO- Horticultural Builders and Hot Water Engineers were established with the likes of Boulton & Paul LTD in 1864, and due to popular demand, many more glasshouse producers to follow between 1870 and 1890. The popularity and nations love of gardening was born.

Mechanical Ventilation System

A custom designed manual casement window system allows complete control over growing conditions within the greenhouse space. The linked lever system opens all side casements simultaneously, saving time and increasing growing space.



Written quotations available on request

WHY CHOOSE WESTERN RED CEDAR (*THUJA PLICATA*)?

Beauty: Found in Canada’s Pacific Northwest. Western Red Cedar is renowned for its natural and outstanding physical properties, with a uniform of fine grained texture combined with a palette of warm, mellow tones ranging from light amber to deep honey brown. It’s rich colour is beautifully complimented by a natural satin lustre and a unique and subtle aroma.

Durability: Western Red Cedar produces natural oils that act as preservatives to protect the wood from insect attacks and decay. It’s ability to produce such preservatives increases with age, allowing the wood to withstand years of usage. In addition it is a very stable wood that lies flat and stays straight. Compared to other woods, it boasts a very low shrinkage value, which makes it ideal for use in high-moisture areas.

Practicality: Beauty aside, Western Red Cedar’s practicality and cellular structure creates interior air spaces that give it an insulation value higher than most woods. Buildings which feature cedar panelling and siding tend to stay warmer in the winter.

Please Note: All of the timber used by Woodpecker Joinery is supplied by members of The Timber Federation who recognise the responsibility and importance to protect the forests for future generations. Our timber is also all PEFC certificated.

CHOICE OF STANDARD COLOURS



Light Brown Clear Dark Brown Holly Green Red Cedar

Our greenhouses are pre-treated with Premier Wood Preserver by Barrettine which provides the following properties:

- The special formulation of Barrettine allows deep penetration of the fungicide into the wood
- Protects against rot, decay and unsightly mould growth
 - Contains water repellent waxes
 - Harmless to plants when dry

PAINTED GREENHOUSES

Although cedar wood has a natural beauty which suits most settings, here at Woodpecker Joinery we recognise that many of our customers require a different finish to match existing buildings or complement the age and style of their property. Therefore, we are pleased to be able to offer a high quality painted finish, which is available on all of our greenhouses.

The paint applied to our products is specially selected for exterior use on Western Red Cedar and is provided by leading Oxford-based paint manufacturer Teknos. The paint is based on a microporous system, which allows the timber to breathe but creates a durable waterproof barrier, protecting the timber from the elements. Teknos paint is resistant to bacterial and fungal attack, and UV degradation, so is easily maintained.



Delivered and installed in Suffolk. **Size: 13ft x 34ft**



Delivered and installed in Essex. **Size: 10ft x 16ft**



Delivered and installed in Devon. **Size: 8ft x 16ft**



Delivered and installed in Buckinghamshire . **Size: 6ft x 10ft**

Please note that the cost of this finish is approximately 40% of the greenhouse price due to its technical nature. There is also an increased waiting time because of the additional processing the timber requires prior to treatment.

THE CENTAUR



Delivered and installed in Somerset. Colour—Clear. Size: 8ft x 12ft

The Centaur greenhouse is designed to offer both a practical greenhouse space and a discreet storage area. The shed is fully lockable and perfect for storing growing consumables and seasonal tools. The greenhouse has all of the features of a standard Woodpecker greenhouse including autovents and an option of cedar panels or glass to ground.

Standard features:

- Western Red Cedar construction
- Maintenance free greenhouse roof
- 4mm English toughened safety glass
- Both greenhouse and shed doors are fully lockable
- 48” x 24” glass window in partition
- Greenhouse is fitted with an extra wide roof vent and Bayliss autovent opener
- Rainwater gutters and downpipes

8ft wide x 8ft deep	£3850
8ft wide x 10ft deep	£4200
8ft wide x 12ft deep	£4700
10ft wide x 8ft deep	£4400
10ft wide x 10ft deep	£4750
10ft wide x 12ft deep	£5250
12ft wide x 12ft deep	£6000
12ft wide x 14ft deep	£6400

Price includes VAT, delivery and installation anywhere in mainland UK

THE SHED COMBO



Delivered and installed in The Cotswolds. Colour—Clear. Size: 6ft x 12ft

Woodpecker Joinery has been including shed elements within our customers’ cedar greenhouses for many years. Each shed and greenhouse combination structure has been designed to our customers’ exact specification. This ensures the most practical use of space available in the garden for both storage and growing. Our team at Woodpecker Joinery can offer you a full design service, including 3D sketches to fully describe door placement, roof engineering and even a special partition design.



Written quotations available on request

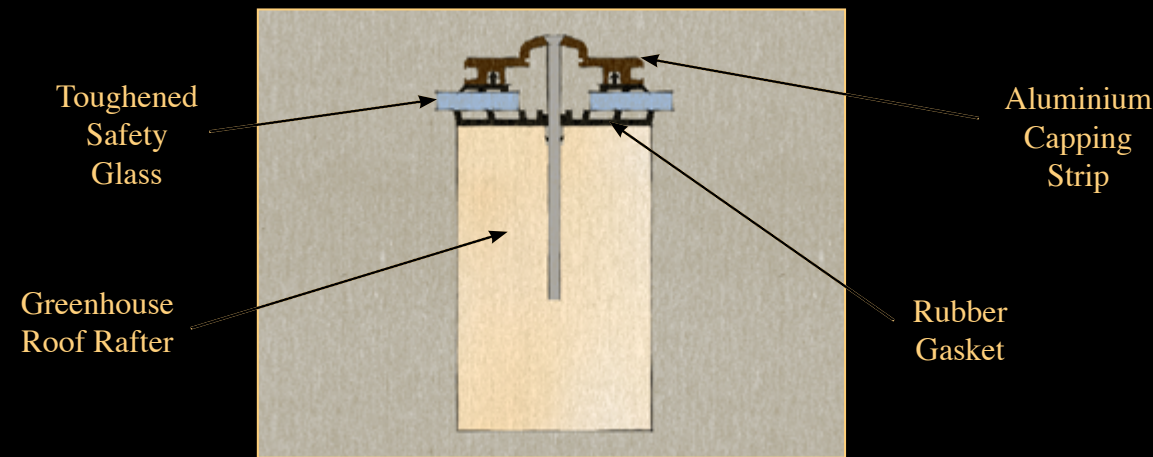
GREENHOUSE ACCESSORIES

ALUMINIUM CAPPING



Although Cedar Wood is very durable due to it’s natural oils, and generally requires staining only once every 2-3 years, our aluminium capping (optional with some of our greenhouses) provides a maintenance free roof for those who wish to avoid climbing to attend their greenhouse. The capping leaves no wood on the roof exposed to the elements, making looking after your greenhouse a pleasure, not a chore!

HOW OUR CAPPING SYSTEM WORKS:



With this system, the glass sits on top of the rafters on a rubber gasket and is held in place by a stainless steel screw through the aluminium into the rafter. The rubber gaskets form a watertight seal to make sure that the greenhouse is weatherproof.

ALUMINIUM CAPPING COLOUR OPTIONS:



GREENHOUSE BLINDS



Greenhouse blinds can be fitted to shade the side or roof sections of a greenhouse. The blinds provide a compact solution to reduce sunlight exposure and prevent your greenhouse from overheating. Woodpecker Joinery greenhouse blinds are spring tensioned which prevents the greenhouse blind from sagging and also allows for auto feeding retraction.

LOUVRE VENTS

Louvre vents can be installed in addition to roof vents to increase air circulation throughout the greenhouse. Hot air escaping from the greenhouse through the roof vents forces air to travel in through the louvre. The airflow through the louvre vent can be regulated by the angle of the louvre blades, thus giving further control over the greenhouse growing conditions.



BAYLISS AUTOVENT MK7



Above picture shows a triple spring autovent

The Bayliss Mk7 Autovent has been designed for aluminium or timber framed hinged vents measuring up to approximately 2 square feet (60cm²). It fits neatly, close to the glass, consequently taking up less headroom than a normal stay on a roof vent. This model is attached to the vent, and can be set to start opening the vent at temperatures between 55°F (12°C) and 75°F (25°C), giving a maximum vent opening of approximately 12”. Autovents operate on a wax cylinder system, so requires no electricity.

HOME OFFICE



Delivered and installed in Hertfordshire. Colour—Clear. Size: 12ft x 12ft

Woodpecker Joinery proudly presents our range of Home Offices. The perfect space for study, work or simply relaxing! We can build the office to any size you require and can alter the specification to suit your needs.



Delivered and installed in Berkshire. Colour—Clear. Size: 10ft x 10ft

Standard features:

- Western Red Cedar construction
- Felted roof (standard) OR Cedar shingles or our unique slate appearance rubber roofing system (both available at an extra cost)
- 4mm English toughened safety glass

Written quotations available on request



Delivered and installed in Stonehaven. Colour– Clear. Note: roof tiles were fitted by the customer and cannot be supplied by Woodpecker Joinery. Size: 10ft x 30ft

PRICE GUIDE:

	Home office building	Optional Extra: Insulation and interior cedar cladding	Optional Extra: Cedar shingle roof
8ft x 8ft	£3750	£1295	£1175
8ft x 10ft	£4300	£1395	£1300
8ft x 12ft	£4725	£1495	£1425
8ft x 14ft	£5150	£1625	£1550
10ft x 10ft	£4620	£1470	£1375
10ft x 12ft	£5000	£1580	£1500
10ft x 14ft	£5450	£1690	£1625
10ft x 16ft	£5800	£1800	£1750
12ft x 12ft	£5850	£1650	£1750
12ft x 14ft	£6250	£1760	£1875
12ft x 16ft	£6700	£1880	£2000
12ft x 20ft	£7800	£2100	£2350

Price includes VAT, delivery and installation anywhere in mainland UK

OCTAGONAL SUMMERHOUSE



Delivered and installed in Surrey. Colour— Light Brown (Cedar shingle roof not included in advertised price). Size: 6ft x 8ft

The octagonal summerhouse is an attractive alternative to the traditional rectangular summerhouse. The shape makes the building an unusual, but practical focal point of a garden. Large glazed windows give an unrestricted view of your surroundings and allow ample sunlight into the building.

Standard features:

- Western Red Cedar construction
- Cedar Shiplap Cladding
- Optional combination of casement windows or fixed glazing
- Mineral Felt Roof or Cedar Shingles (as an optional extra)
- Securable windows and locking doors
- Rainwater gutters and downpipes
- White wood internal floor
- 4mm English toughened safety glass

6ft x 6ft	£2750	8ft x 8ft	£3350
6ft x 8ft	£3100	8ft x 10ft	£3700

Price includes VAT, delivery and installation anywhere in mainland UK

TRADITIONAL SUMMER HOUSE



Delivered and installed in The Cotswolds. Colour—Clear (Cedar shingle roof not included in listed price) . Size: 8ft x 10ft

The traditional summerhouse is a perfect hideaway for relaxing in the warm summer weather. The idyllic place to read a book or magazine, or simply spend time with family and friends. Three large casement windows and double doors provide ample ventilation. The 2ft veranda entrance provides an ideal shaded area.

The summerhouse is custom built to your requirements with a choice of optional extras including additional casement windows or thermal insulation. Please enquire for further details.

Standard features:

- Western Red Cedar Shiplap Cladding
- Mineral Felt Roof or Cedar Shingles (as an optional extra)
- 4mm English toughened safety glass as standard
- White wood internal floor and Cedar exterior floor
- Solid Western Red Cedar handrails and Spindles
- Rainwater gutters and downpipes

6ft x 6ft	£2450	8ft x 10ft	£3500
8ft x 8ft	£3000	10ft x 10ft	£3750

GARDEN BUILDINGS



Delivered and installed in Kent. Colour—Clear. Size: 10ft x 10ft

Our beautiful Cedar buildings have been designed to provide a stylish and practical outdoor space. The natural beauty of the cedar in both the framework and the shingled roof is sure to enhance any garden, and it's durability means that it will stand up to the British climate. The custom made ridge point is a contemporary feature which complements the honey tones of the timber perfectly.

We manufacture our garden buildings in a range of sizes and shapes to suit your needs, but if you have any particular requirements, do let us know. Our talented joiners will work to create something special and ensure that your garden buildings becomes an idyllic retreat in your own garden and the perfect venue for outdoor summer entertaining, or just relaxing on a lazy Sunday afternoon.

All of our garden buildings have the option of including a Western Red Cedar shingle roof. A shingled roof requires very low maintenance due to the high natural concentration of preservatives and therefore boasts a longer life time than the felt roof alternative. They are a very durable option and perform well when subject to strong winds and heavy rainfall. In addition shingles contain a very high insulative value which keeps a garden room cooler in the summer and warmer in the winter.



Summerhouse Stained Red Cedar. Size: 6ft 6" x 8ft 6"



Interior of a furnished Garden Building



Cushioned upholstered Garden Building option



Summerhouse stained clear. Size: 6ft 6" x 8ft 6"

Standard Features:

- Western Red Cedar Timber Construction and Paneling
- Cedar Shingle Roof & Ridge Finial
- White wood internal floor
- 4mm English toughened safety glass
- Internal match board clad interior ceiling
- Cedar shutter system, glazed or cedar panelled sides for ideal use all year round
- Quality woven 100% solution-dyed acrylic for all furnishings

WESTERN RED CEDAR COLDFRAME



6ft x3ft Cedar Coldframe. Colour–Clear.



5ft x2ft Cedar Coldframe. Colour–Clear.

We use only the highest quality Western Red Cedar in our coldframes and, as with our entire greenhouse range, these units are created with high precision mortice and tenon joints.

Our new and improved aluminium lid handle ensure longevity and the external cedar supports allow the tops to be held open for easy access into the frame. All models have opening tops, each one with a single pane of 4mm English toughened safety glass. A choice from our standard colour collection is available.

All coldframes have a unique hinge system that allows you to remove the lids with just one screw- ideal for the summer months. The aluminium hinge system spans the whole length of the coldframe fully supporting each individual lid. A full length hinge reinforces and protects the coldframes from strong winds and adverse weather.



6ft x3ft Cedar Coldframe. Colour– Red Cedar



4ft x3ft Cedar Coldframe. Colour– Clear

Available sizes:


4ft x 2ft	£295	4ft x 3ft	£325
5ft x 2ft	£345	5ft x 3ft	£385
6ft x 2ft	£410	6ft x 3ft	£445
8ft x 2ft	£515	8ft x 3ft	£570

TANALISED COLDFRAME

We use a quality green tanalised softwood within the frame and boarding of our tanalised coldframes. The coldframe lids are manufactured from Western Red Cedar and stained green to match the tanalised framework. Using high precision mortice and tenon joints in construction, this coldframe is a strong and durable product, fitted with 4mm toughened safety glass.



5ft x3ft Tanalised Coldframe.



8ft x 3ft Tanalised Coldframe.

Available sizes:

4ft x 2ft	£245
5ft x 2ft	£280
6ft x 2ft	£310
4ft x 3ft	£270
5ft x 3ft	£305
6ft x 3ft	£335
8ft x 3ft	£445

BESPOKE COLDFRAME TOPS

Our bespoke service doesn't only cover our greenhouses. We can also manufacture high quality cedar coldframe tops to fit your existing base and install these throughout mainland UK. So if you have a space that could be utilised for starting off your seedlings, or growing your salad vegetables, these are the ideal solution.



12ft x3ft Bespoke Coldframe. Colour– Clear

Written quotations available on request

TALL CEDAR COLDFRAME



6ft x 2ft Tall Coldframe. Colour–Light Brown



8ft x 2ft Tall Coldframe. Colour–Red Cedar

Our tall coldframes are made from high quality Western Red Cedar with sliding front doors and opening tops, fitted with 4mm toughened safety glass.

Our new and improved aluminium lid handles are fitted to the opening tops to ensure longevity. Chrome handles are fitted to the sliding doors. Internal cedar supports allow the tops to be held open, providing easy access into the upper frame. A choice from our standard colour collection is available.

Available sizes:

- | | |
|--------------------------------------|--------------------------------------|
| 4ft x 2ft - 5ft tall coldframe £695 | 4ft x 2ft - 6ft tall coldframe £795 |
| 6ft x 2ft - 5ft tall coldframe £825 | 6ft x 2ft - 6ft tall coldframe £925 |
| 8ft x 2ft - 5ft tall coldframe £1075 | 8ft x 2ft - 6ft tall coldframe £1225 |

CONTEMPORARY CEDAR WATER BUTT

Save your rainwater in style! Our contemporary Cedar Water Butt has the beauty of Western Red Cedar wood and the durability of plastic, making it ideal for the modern eco-friendly gardener. Handmade, it comes with a brass tap fitted at the base and lift-off lid and is lined with a high density polyethylene (HDPE) liner to prevent leaks.

The water butt comes with a cedar plinth as standard and can be stained with one of our standard colours. This is a product to complement your cedar greenhouse perfectly.

Height: 1200mm Width: 700mm
Depth: 700mm Capacity: 65 gallons

Price: £295
Price includes VAT and delivery



TRADITIONAL OAK WATER BUTT



As a more traditional water-saving solution, we are pleased to offer this traditional oak cask which was originally used by Scottish and Spanish distilleries in the course of maturing malts and sherry. Each has been individually adapted into a water butt. Not only eye-catching but an environmentally friendly method of conserving your water. It has a removable oak lid with a cut out for downpipe access and oak handle. A brass tap is fitted at the base. The timber is treated with Danish oil to restore the barrel to its former beauty. An ideal addition and first class product to complement your cedar greenhouse.

Height 39” Diameter 27/30”app
Capacity: 56 gallons approx.

Barrel Price: £185
Stand price: £25

CEDAR STAGING



22” x 46” Cedar Staging.

Our superior Western Red Cedar staging combines the natural beauty of cedar with strength and durability, giving a quality finishing touch to your greenhouse. A lift-out bottom shelf provides flexibility and additional storage space to help you to get the most from your greenhouse.

PRICE LIST FOR THE STANDARD SIZES:

18” (475mm) deep x 46” (1175mm) long	£105
18” (475mm) deep x 70” (1785mm) long	£135
22” (570mm) deep x 46” (1175mm) long	£120
22” (570mm) deep x 70” (1785mm) long	£160
30” (765mm) deep x 46” (1175mm) long	£145
30” (765mm) deep x 70” (1785mm) long	£185
All prices include lift out bottom shelf	
10” wide shelf for on top 46” long	£60
10” wide shelf for on top 70” long	£70

GOLIATH STAGING



94” x 22” Tanalised Staging with removable lower shelves

We are extremely proud of our Goliath staging because we believe it is probably the strongest available on the market. Constructed from 45mm x 45mm framing with 70mm x 15mm slats, all timber is tanalised (green) for a long life against rot. All models come with drop-in lower shelves which can be removed.

22” (570mm) deep x 46” (1175mm) long	£95
22” (570mm) deep x 70” (1785mm) long	£125
22” (570mm) deep x 94” (2395mm) long	£160
30” (765mm) deep x 46”(1175mm) long	£115
30” (765mm) deep x 70”(1785mm) long	£140
30” (765mm) deep x 94”(2395mm) long	£185
All prices include lift out bottom shelf	
10” wide shelf for on top 46” long	£50
10” wide shelf for on top 70” long	£55
10” wide shelf for on top 94” long	£65

BESPOKE STAGING CAN ALSO BE MANUFACTURED ON REQUEST.

CHOOSING A SITE FOR YOUR GREENHOUSE

If you already have a level, or nearly flat site it is an ideal place to position your greenhouse as it will require less work and make it easier to achieve a good floor area for the foundations. We require a firm, flat base for our greenhouses to sit on, to ensure that minimum water can enter the greenhouse and the structure is properly supported. Please be aware that overhanging trees can damage a greenhouse and to reduce the risk it is recommended to avoid such an area. However if this is not possible do not worry as pruning provides a solution to the problem.

PREPARATION OF GREENHOUSE BASES

1) Paving slabs or a concrete pad



Example slabbed base for a cedar greenhouse



Example concrete base for a cedar greenhouse

The base should have a 2” perimeter around the outside dimension of the size of greenhouse you have chosen (which can be found on our website or supplied by our technical team). Please note that a larger perimeter than this can lead to water sitting around the greenhouse, whilst a smaller perimeter can make it difficult for us to fix the greenhouse down securely.

2) Brick Plinth



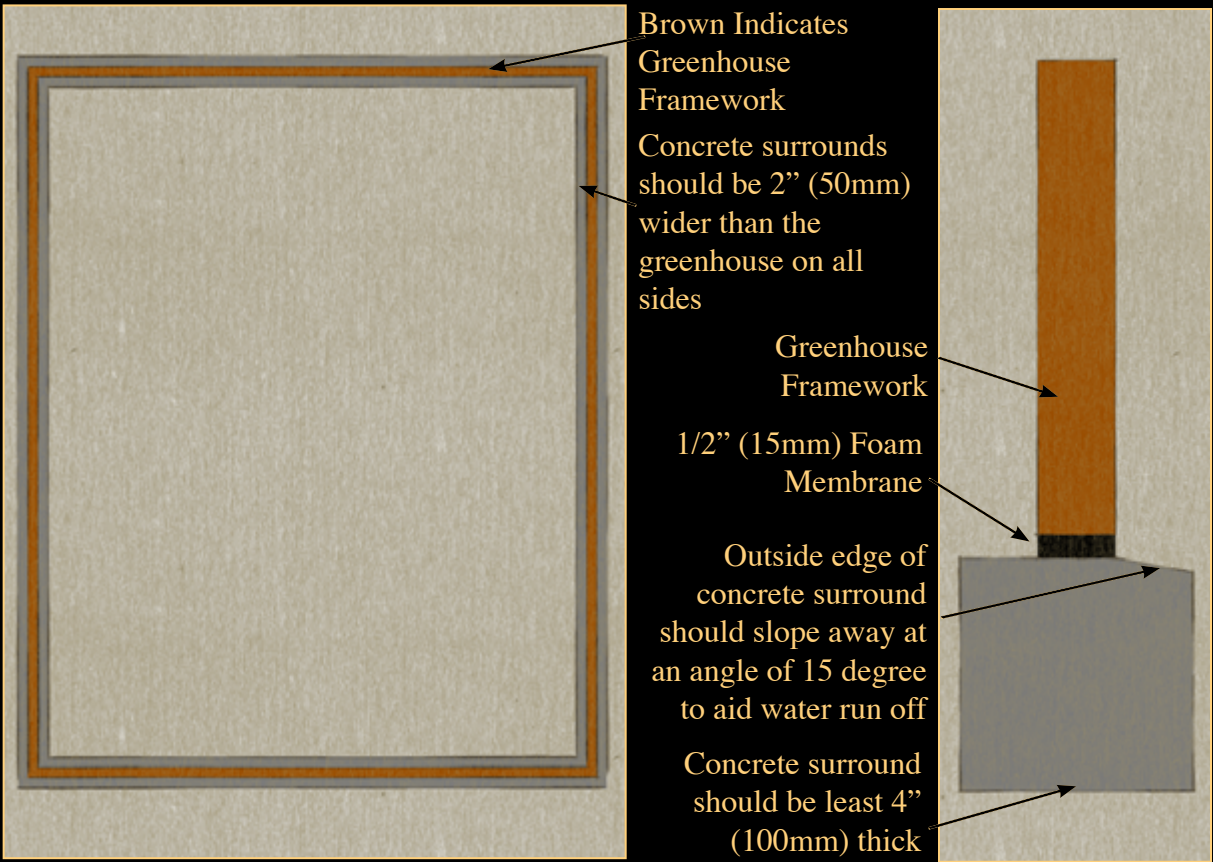
Build a brick plinth to the external dimensions of your chosen greenhouse, which can be found on our website or supplied by our technical team. The plinth must extend around the complete footprint of the greenhouse and there should not be a space at the door way.

3) Dwarf Wall



Once you have chosen the size of your greenhouse, have the wall built as closely as possible to the size that has been quoted for (external dimensions). We allow a tolerance of 0-70 mm to accommodate different sizes of bricks, mortar joints etc. Once the dwarf wall has been constructed we would ask you to forward the external sizes of your wall and height at the doorway to us.

4) Concrete surround



Build your concrete surround 4” wider than the greenhouse chosen and a minimum of 6” wide.

It may be possible for us to arrange preparation of greenhouse bases within a 75 mile radius of Bramshall, Staffordshire. Contact us for more details.

Please do not hesitate to contact our technical team should you need any further advice.

INTERNATIONAL

The quality of our products has now earned us an international reputation and we have exported a number of our greenhouses to Europe and even beyond! We have installed greenhouses in Ireland, France, Germany, Belgium, Switzerland, Denmark and Australia. Below are some photographs of our international greenhouses.



This 12ft x 20ft Kingsbury greenhouse, stained clear, was delivered and installed in the Blue Mountains, New South Wales, Australia. The fully panelled greenhouse exhibits great heat insulation, perfect for climates which encounter cold overnight temperatures.



This 12ft x 18ft Bromley greenhouse, stained clear, was installed in Biot, South France. The louvre vents allow optimum ventilation during the warm summer months and blinds shade the south side from the fierce summer sun. The combination of cedar panelling and glass to ground gets the most from the climate all year round, with insulation from the cedar during the winter and maximum sunlight reaching the north-facing side.



We have installed several greenhouses in Switzerland, including this 10ft x 21ft Bromley greenhouse with an internal partition, cedar panelling at one end and contemporary cedar water butts. The door in the long side raises the eaves height to 6ft 6”, giving an increased internal working space and ample room for taller plants and vines.

****To enquire about a greenhouse for overseas, call our office on (+44)1889 562610****

HOW TO PLACE AN ORDER WITH WOODPECKER JOINERY

This is a very simple process. Please contact us with your requirements by telephone, email or letter. We will then provide you with a quotation and our design team can work with you to provide drawings and specifications if you require something more bespoke. Once you are happy with your quotation, we provide an order form, which we require you to complete, indicating your choice with regard to any optional extras, design features and the colour. We may provide additional forms to indicate how you would like the doors to open and about access to the site for our installation teams.

To secure your order, we ask that you sign and return the forms with a 10% deposit. This can be either by cheque made payable to *Woodpecker Joinery (UK) Ltd* or by card payment over the phone. Please note that there is a 2% surcharge on credit card payments.



Once we have received your order with the deposit we will send you a confirmation and offer a greenhouse installation date of your convenience. We will require someone to be present during the installation. If you are having a bespoke greenhouse, we will require all measurements of your dwarf wall no later than 4 weeks prior to the installation date.

On the installation date, our fitters will install the greenhouse to our high standards and your requirements and make sure that everything is as it should be before they leave. Full payment is required on the day of installation. **The greenhouse will remain the property of Woodpecker Joinery (UK) Ltd until paid for in full.** We guarantee our greenhouses (excluding glass) for 10 years, but provided that they are looked after, they should last and provide enjoyment for many, many more years.



The Woodpecker fleet of vans used to deliver our greenhouses

Designed and crafted by:



For further details or advice, please telephone

Tel: 01889 562610

Fax: 01889 565960

Website: www.woodpecker-joinery.co.uk

E-mail: greenhouses@wpjuk.com

Workshop, Offices & Show site:

**Woodpecker Joinery UK Ltd
Olympic House
Bramshall Industrial Estate
Bramshall
Uttoxeter
Staffordshire
ST14 8TD**

Showroom Opening times: Mon-Fri: 9am-6pm, Sat: 9am-12pm.

Please call our Office for Bank Holiday opening times.

**Woodpecker Joinery's range of products are constantly being developed
and specifications may be altered without prior notice.**

***Registered with Companies House for England and Wales, under
company number 5830650.***