



# WOODPECKER JOINERY

WESTERN RED CEDAR GREENHOUSES, COLDFRAMES  
AND GARDEN BUILDINGS



BESPOKE LEAN-TO SUPPLIED TO BBC GARDENERS' WORLD



BY APPOINTMENT TO HIS ROYAL HIGHNESS THE PRINCE OF WALES  
TIMBER GREENHOUSE AND COLDFRAME MANUFACTURERS  
WOODPECKER JOINERY UK LTD BRAMSHALL, STAFFORDSHIRE

## ABOUT US

Woodpecker Joinery was founded in 1994 by Christopher Waltho, a dedicated and talented craftsman.

From a farming background, an early memory was spending many hours helping his father lovingly craft a wooden greenhouse. His natural and creative flare for design became apparent during Chris' school days, as did his love for and interest in working with wood. Chris went on to study woodwork at NVQ level and gained a City and Guilds certificate. Along the way many things added to career development; serving an apprenticeship at the age of 17 with a local joinery company manufacturing doors, conservatories and windows, and in the engineering field acquiring knowledge of design. A lifelong dream had always been to one day start his own business.

After being made redundant from the engineering firm, Chris applied for a Government grant. The application was successful and he became a sole trader based at his mother's smallholding in Bramshall, Staffordshire. He continued in what he knew best - manufacturing windows, doors and conservatories. During the next three years a reputation for good quality products grew, as did a customer base. In 1997, after being approached by an aluminium greenhouse supplier to provide a bespoke cedar greenhouse, the first Woodpecker greenhouse was produced. Inspired by his creation, market research followed and it became apparent there was a keen British interest in gardening but few companies who specialised in cedar greenhouses.

Chris began to develop a website and engineer a range of Western Red Cedar greenhouses. Orders flowed in and eventually it became too much work for one person. Realizing the need for help he approached his brother Louis, fiancée Louise and cousin Joe. Long hours, hard work and dedication were called for - together we were a strong and determined team. The popularity of our products exceeded expectations; we were full of optimism and looking forward to the future. That was until tragically on Christmas Day 2004 at the age of 20, Joe passed away in a car accident. He is sadly missed and always fondly remembered.

During summer months we had extra hands on board from University students Ross and Adam who would help out both in the workshop and installing our products. In October 2005 Joe joined the team, followed by Craig in 2006. All of the aforementioned would prove significant in Woodpecker's future. Thankfully our success over the next four years continued. After careful consideration a decision was made in order for Woodpecker Joinery to develop and move forward, we would need to move to larger premises.

In 2008, with nine employees, we moved to an industrial unit in Hixon, Staffordshire on which a lease was taken. Having additional space improved manufacturing efficiency and productivity. Demand for our products continued to expand and in 2009 we were approached by the BBC to produce a greenhouse for the Gardener's World programme. Our greenhouse was featured in the series hosted by Toby Buckland. We have exported our products to Ireland, France, Belgium, Denmark, Germany, Falkland Islands, America and even as far as Australia! We import all of our PEFC certificated cedar direct from Canada. Over a period of three years our business continued to blossom and we came to occupy three units on the Industrial Estate, outgrowing even these. Time to move again...

Our reputation continuing to grow, we were honoured to be approached by the Head Gardener for a member of the Royal Family. In November 2012, with delight, the commission was accomplished and approved.

In December 2012, with 30 employees, we moved back to Chris' roots, purchasing our own premises in Bramshall. Our business has expanded, having more orders than ever before and the luxury of being in our own premises. We have renovated the office space and workshops. Joe is Works Foreman, Louis Head of Painting Department, Adam our Manager, Ross our Imports and Exports Manager, Craig Head Site Foreman, Lauren our Head of Sales and everyone's go to person and right hand lady, and young Vernon, although a little accident prone, a great asset in the office and very helpful to our team while he's on site. We continue in the development of young people and training within the workplace. With special thanks to Mary (Chris's mum) without your patience, time and help none of this would have been possible.



100% British Made



We had remained, by in large, an internet based company. In order to be recognized further Woodpecker needed to bring our products into the public eye. A way for people to see and gain a feel for the quality and strength of our buildings. In May 2013 we took part in our first garden show in Malvern, followed by Royal Horticultural Flower Shows Hampton Court and Tatton Park. In the same year and wanting to expand our range of products Chris' creative nature again prevailed. Developing a love of the Australian lifestyle - why not create a warm outdoor living space in which to entertain at home in the cold British climate? In July 2013 the prototype sun lounge was launched at Blenheim Palace, Oxfordshire. Later this would become our popular Oceania Garden Room Range.

In July 2013 Woodpecker Joinery were granted a membership with PEFC (Programme for the Endorsement of Forest Certification). We maintain the timber supply chain of custody from sustainable forestry through to the buildings manufacture and installation. We are also recognised as a Member of the Timber Trade Federation.

In 2014 Woodpecker were once again privileged to be approached and receive a second successful Royal commission, this would lead to a third the next

year as well in the following years other commissions for various Royal households. We have undertaken projects for the National Trust including two large greenhouses for their Blickling Estate.

Over the years foreign exports and sales have expanded, as have our workforce now of fifty. It was an exciting prospect to launch into a new venture. Having been approached by various representatives expressing interest in our products - everything would remain British made by ourselves but promotion and sales could take place in other countries. In 2015 agencies were established in Belgium, Sweden, France, and later agents including Switzerland, Netherlands and Australia. We have also undertaken several large projects in the USA.

From the beginning it had been an ambition to be accepted for the world class RHS Chelsea Flower Show. We are pleased to say this was achieved in May 2016 in which we gained a four star award and at RHS Cardiff Spring Flower Show - Best Tradestand Presentation 2017 and again in 2018.

Work at the Royal household continued over a period of six years. On the 30th March 2018 we were extremely proud to be granted the Royal Warrant from His Royal Highness the Prince of Wales. We are the only greenhouse and coldframe manufacturer to have been granted the honour.

The Prince's Foundation was formed at Highgrove in 2021. It is inspired by the Prince of Wales and his ongoing work and commitment to the natural world, creating a sustainable future for both the planet and our climate. The Foundation runs a programme at Barley Court, Highgrove of education and training for all ages and backgrounds, including building crafts, stonemasonry, textiles and fine woodworking. In 2022 Woodpecker Joinery were approached by the Foundation to manufacture coldframes for Dumfries House Estate. Later in July of the same year charitable donations were made of cedar greenhouses to the Castle of Mey Trust and in October another to Barley Court.

On the 2nd March 2023 at a memorable occasion in Cardiff Castle, Chris the founder of Woodpecker Joinery, was inducted as a Council Member for the Highgrove Royal Warrant Holders Association.

Meet our show team Chris, Louise, Matt (a true lady's man), Gregory (the cuddly lion) and Clonker (our prosecco loving Paddington bear lookalike) at any RHS Flower show - they'll be pleased to see you and always happy to help in any way possible!

Our special thanks to Joe, Louis, Ross, Craig, Adam, Alan, Lauren and brothers Martin and Adam for your hard work and continued support and loyalty throughout the years. Our apprenticeship scheme and training for young people continues, developing the skill and diversity of our workforce.

In December 2015 we suffered the loss of Chris' mum, Mary. She will be sadly missed by all of us and always fondly remembered, thank you for everything.

# **Our Materials**

**4mm Thickness Toughened Safety Glass**

**Grade A or Better Timber Quality**

**Full Sized 2” Timber Sections And 15mm Thickness Panels**

**Stainless Steel Fastenings, Fixings And Hardware**

# **Our Service**

**Free Installation And Delivery Using Our Own Teams**

**Family Owned Since Established In 1994**

**Nationwide Coverage And Special Export Service**

**Bespoke Design Service**

**Extensive Range Of Sizes from 4ft x 6ft upto 16ftx 100ft and beyond**

# **Our Principles**

**10 Year Structural Guarantee**

**Responsible Timber Purchasing With PEFC Chain of Custody**

**Manufactured Entirely In The UK**

**Renewable Energy Powered Workshop**



Our Greenhouse and Garden Building Stand at RHS Tatton Park Flower Show Exhibition 2019



## THE LOXLEY



Delivered and installed in Oxfordshire. Fitted with a maintenance free roof system. Colour—Clear

The Loxley is a 6ft 6” x 6ft 6” octagonal cedar greenhouse, which provides a neat and tidy solution for any location where space is limited.

### **Standard features:**

- Made from 100% Western Red Cedar
- 6ft 4” to eaves
- 4mm English toughened safety glass
- One roof vent with Mk7 Bayliss autovent and two manual side opening vents
- FREE staging on five bays and three high level shelves
- Glass to ground, cedar panels to staging height or a combination at no extra cost
- Locking door (hinges on left or right)
- Guttering and downpipe

**OPTIONAL EXTRA:** Maintenance free roof, choice of stain colour

**Price: £3995 including VAT, delivery and installation anywhere in mainland UK**

## THE DAGDALE



Delivered and installed in Yorkshire. Colour—Red Cedar

The Dagdale is 8ft 3" x 8ft 3" and a popular, stylish and elegant alternative to the traditionally shaped greenhouse. It provides an excellent solution for the smaller sized garden. Decagonal in shape, it offers a large internal working area, maximising your space. This model allows for plenty of light, making it ideal for starting off young plants.

An attractive feature that will enhance your garden all year round, the Dagdale is a high spec greenhouse.

### **Standard features:**

- Entirely Western Red Cedar construction
- 6ft 4" to eaves
- 4mm English toughened safety glass
- Two auto roof vents (Bayliss Mk7) and two side vents
- FREE staging and shelves fitted (staging fitted on seven bays, shelves on three)
- Locking door (hinges on left or right)
- Glass to ground, cedar panels to staging height or a combination at no extra cost
- Guttering and downpipe

**OPTIONAL EXTRAS:** Maintenance free roof, choice of stain colour

**Price: £4875 including VAT, delivery and installation anywhere in mainland UK**



## THE STRAMSHALL



Delivered and installed in The Cotswolds. Colour—Clear

The Stramshall is one of our most popular greenhouses, combining style with functionality. Measuring 6ft 6” x 8ft 6” this greenhouse is compact, yet maximizes the available space due to its octagonal shape.

Double doors allow easy access, and as with many of our greenhouses, the sides can be panelled, glass to ground or a combination of both at no extra cost.

### **Standard features:**

- Entirely Western Red Cedar construction
- 6ft 4” to eaves
- 4mm English toughened safety glass
- Two auto roof vents (Bayliss Mk7) and two side vents
- FREE staging and shelves fitted (staging fitted on five bays, shelves on three)
- Locking double doors (handle on left or right)
- Glass to ground or cedar panels to staging height at no extra cost
- Guttering and downpipe

**OPTIONAL EXTRAS:** Maintenance free roof, choice of stain colour

**Price: £4395 including VAT, delivery and installation anywhere in mainland UK**



## THE BRAMSHALL



Delivered and installed in Abergavenny. Colour—Clear. Fitted with maintenance free capped roof (Optional Extra)

Measuring 10ft x 8ft 3", this greenhouse maximises the potential of any garden and provides an attractive working space. Double doors provide easy access and staging on seven sides with high-level shelving on three sides giving an ideal surface for potting, planting and growing. A practical and stylish addition to any outdoor space, the Bramshall features two roof vents with autovents as standard, stainless steel door and window furniture, cedar construction and 4mm English toughened safety glass.

### Standard features:

- Entirely Western Red Cedar construction
- 6ft 4" to eaves
- 4mm English toughened safety glass
- Two auto roof vents (Bayliss Mk7) and two side vents
- FREE staging and shelves fitted (staging fitted on seven bays, shelves on three)
- Locking double doors (handle on left or right)
- Glass to ground, cedar panels to staging height or a combination at no extra cost
- Guttering and downpipe

OPTIONAL EXTRAS: Maintenance free roof, choice of stain colour

**Price: £5325 including VAT, delivery and installation anywhere in mainland UK**



## THE HIXON



Delivered and installed in Northumberland. Colour- Clear

The Hixon is new to our range of greenhouses. Measuring 10ft x 12ft, the decagonal shape gives a large internal space, which offers the potential for use as a garden studio or summerhouse as well as a greenhouse. Featuring double doors, four automatic opening roof vents and two side opening windows for optimum ventilation, there are no limits to the practicality of this elegant structure.

### **Standard features:**

- Entirely Western Red Cedar construction
- 6ft 4" to eaves
- 4mm English toughened safety glass
- Four auto roof vents (Bayliss Mk7) and two side vents
- FREE staging and shelves fitted (staging fitted on seven bays, shelves on three)
- Locking double doors
- Glass to ground, timber panels to staging height or a combination at no extra cost
- Guttering and downpipe

**OPTIONAL EXTRA:** Maintenance free roof, choice of stain colour

**Price £6545 including VAT, delivery and installation anywhere in mainland UK**

## THE STRAMBURG



Delivered and installed in Northumberland. Colour- clear Size: 6ft6" x 8ft6"

The Stramburg is new to our range of greenhouses. Available in two sizes 6ft 6" x 8ft 6" and 8ft x 10ft. The unique shape maximises the use of any garden space, which offers the potential for use as a garden studio or summerhouse as well as a greenhouse. Featuring double doors, three automatic opening roof vents and two side opening windows for optimum ventilation.

### Standard features:

- Entirely Western Red Cedar construction
- 6ft 4" to eaves
- 4mm English toughened safety glass
- Three auto roof vents (Bayliss Mk7) and two side vents
- FREE staging and shelves fitted (staging and shelves fitted on three bays)
- Locking double doors
- Glass to ground, timber panels to staging height or a combination at no extra cost
- Guttering and downpipe

OPTIONAL EXTRA: Maintenance free roof.





**Delivered and installed in West Sussex. Colour- clear Size: 8ft x 10ft**



### **Price**

**8ft 6" x 6ft 6" £4995**

**10ft x 8ft £5695**

**Maintenance Free Roof Optional Extra: £395**

**Including VAT, delivery and installation anywhere in mainland UK**



## THE GROWERS RANGE



Delivered and installed in South Yorkshire- Clear. Size: 6ft x 8ft

Our Growers collection of greenhouses is probably one of the best value-for-money timber greenhouses available on the UK market. The collection comes in a range of standard sizes, and has an eaves height of 6ft (eaves height adjustment is not an available option).

The framework is constructed entirely from timber and glazed with 4mm toughened safety glass to the ground, to allow maximum sunlight to reach your plants. A choice of timber species is available to suit a range of budget and requirements. Automated roof vents allow ventilation around the greenhouse to keep it cool in the summer. A quality product at an affordable, sensible price. The Growers range is a versatile greenhouse and is bound to prove another popular choice for avid and amateur gardeners alike.

### **Standard features:**

- Entirely wooden construction with 6ft height to eaves
- Glass to ground level only
- 4mm English toughened safety glass
- Fully vented ridge system
- Stainless steel door and window furniture
- Aluminium capping in a choice of colours for a maintenance free roof

**Price includes VAT, delivery and installation anywhere in mainland UK**



**The Grower range of greenhouses includes as standard -**



Maintenance free aluminium capped roof available in a choice of colours



Louvre vent boosts air circulation in your greenhouse



Aluminium base plinth stops standing water sitting on the timber base

## **New Fully Vented Roof System!**

### **More features of the Grower Greenhouse**

Aluminium ridge, maintenance free roof & cresting

Aluminium base plinth

Large 4" guttering and downpipes

Includes delivery and installation

Tall 6ft eaves

Hinged locking door

Adjustable height two tier staging



Hand made in the UK

Window section 2"x 2" timber

Roof section 2"x 3" timber

Louvre vent

Roof vents- fitted with Bayliss autovents

Stainless steel screws and fixings throughout

10 year structural guarantee





**Thurlow Thermowood Hemlock greenhouse Clear. Size: 8ft x 10ft**



**Chartley Western Red Cedar greenhouse Clear. Size: 6ft x 6ft**



**Monterey Accoya greenhouse Clear. Size: 10ft x 12ft**

## THE GROWERS RANGE PRICE LIST

### THE THURLOW - THERMOWOOD HEMLOCK

**DURABILITY 4/5 APPEARANCE 4/5 SUSTAINABILITY 4/5 STRENGTH 4/5-**

The Hemlock we use is fine-grain, high-end timber with minimal knots and benefits from a very tough surface finish. The Thermowood process preserves this product to give excellent durability whilst maintaining an attractive appearance. The process of heat, steam, and pressure gives an exceptionally long lifetime to the greenhouse without the use of any chemical preservation treatments or the requirement for any long-term maintenance.

6ft x 6ft	£3445	8ft x 8ft	£4095	10ft x 10ft	£5745	12ft x 12ft	£7445
6ft x 8ft	£3695	8ft x 10ft	£4645	10ft x 12ft	£6275	12ft x 14ft	£8375
6ft x 10ft	£3715	8ft x 12ft	£5595	10ft x 14ft	£6845	12ft x 16ft	£9175

### THE CHARTLEY - WESTERN RED CEDAR

**DURABILITY 4/5 APPEARANCE 5/5 SUSTAINABILITY 4/5 STRENGTH 4/5**

Found in Canada's Pacific Northwest, the timber is renowned for its natural and outstanding physical properties. With a uniform of fine grained texture combined with a palette of warm, mellow tones ranging from light amber to deep honey brown. Natural oils that act as preservatives to protect the wood from insect attacks and decay. In addition, it is a very stable wood that lies flat and stays straight.

6ft x 6ft	£3995	8ft x 8ft	£4725	10ft x 10ft	£6645	12ft x 12ft	£8625
6ft x 8ft	£4275	8ft x 10ft	£5375	10ft x 12ft	£7245	12ft x 14ft	£9675
6ft x 10ft	£4725	8ft x 12ft	£6475	10ft x 14ft	£7925	12ft x 16ft	£10595

### THE MONTEREY - ACCOYA

**DURABILITY 5/5 APPEARANCE 4/5 SUSTAINABILITY 5/5 STRENGTH 5/5**

Accoya offers the ideal material for manufacturing greenhouses with increased lifetimes and lesser environmental impact. Accoya has all of the best characteristics of wood whilst sourced from sustainable forests and utilising a non toxic treatment processes. Durability exceeds Western Red Cedar and requires no ongoing maintenance. Our Monterey wooden greenhouse comes with a 25 year structural guarantee against rot.

6ft x 6ft	£4325	8ft x 8ft	£5195	10ft x 10ft	£7175	12ft x 12ft	£9175
6ft x 8ft	£4625	8ft x 10ft	£6045	10ft x 12ft	£7845	12ft x 14ft	£10275
6ft x 10ft	£5195	8ft x 12ft	£6825	10ft x 14ft	£8625	12ft x 16ft	£11345



## ULTIMATE CHARTLEY



6ft x 8ft Model fitted in Leicestershire - Clear Stain, Pebble colour aluminium finish.

Although Cedar Wood is very durable due to its natural oils, and generally requires staining only once every 4-5 years, we offer our complete aluminum capping upgrade which protects all the potentially vulnerable timber aspects and provides a truly maintenance free building for those who wish to avoid long term greenhouse maintenance. The modified Chartley greenhouse we have named the Ultimate Chartley to reflect the upgrade and comes in a range of standard sizes.

The framework and quality of joinery matches the Chartley greenhouse and the timber of the greenhouse is still constructed entirely from Western Red Cedar. All the exterior faces of the building are clad with aluminium profiles which are powder coated to offer a corrosion resistant finish. The aluminium cladding is available in a range of colours to complement the cedar timber.

### Standard features:

- Western Red Cedar and Aluminium construction with 6ft height to eaves
- Glass to ground level only
- 4mm English toughened safety glass
- Fully vented ridge system with decorative cresting
- Stainless steel door and window furniture
- Aluminium capping in a choice of colours fitted on the roof and side elevations

**Price includes VAT, delivery and installation anywhere in mainland UK**



## The Chartley Ultimate



6ft x 6ft model fitted with aluminium cladding



Aluminium base plinth and lower window rail

### More features of the Ultimate Chartley Greenhouse

Aluminium ridge, maintenance free roof and sides

Aluminium base plinth

Large 4" guttering and downpipes

Cresting

Includes delivery and installation

Tall 6ft eaves

Hinged locking door

Adjustable height two tier staging



Aluminium cladding on gable rafters and corner posts



Highlighted areas of protection offered by the upgrade

Hand made in the UK

Window section 2"x 2" timber

Roof section 2"x 3" timber

Louvre vent

Roof vents- fitted with Bayliss autovents

Stainless steel screws and fixings throughout

10 year structural guarantee

6ft x 6ft	£4325	8ft x 8ft	£5175	10ft x 10ft	£7175	12ft x 12ft	£9175
6ft x 8ft	£4625	8ft x 10ft	£5995	10ft x 12ft	£7895	12ft x 14ft	£10275
6ft x 10ft	£5175	8ft x 12ft	£7145	10ft x 14ft	£8625	12ft x 16ft	£11345
6ft x 12ft	£5775	8ft x 14ft	£7575	10ft x 16ft	£9225	12ft x 18ft	£12075



## THE BROMLEY



Delivered and installed in Lincolnshire. Colour- Clear. Size: 8ft x 10ft

We guarantee that you will be impressed with our traditional Bromley greenhouse. This solid, hand-crafted product is one of the strongest quality greenhouses available on the UK market, which is why it has proved to be so popular. Careful consideration is given to every aspect resulting in a superb and high quality greenhouse.

The framework is constructed entirely from Western Red Cedar (*Thuja Plicata*) which produces natural oils that act as preservatives to protect the wood from insect attacks and decay. Beauty aside, the Western Red Cedar's practicality and cellular structure creates air spaces that give it an insulation value higher than most woods. Buildings featuring cedar panels tend to stay warmer in the winter. Automated roof vents allow ventilation around the greenhouse to keep it cooler in the summer.

The Bromley is available with cedar panels or a combination of panelling and glass to ground. Cedar panels help to lower heating costs and add character to the overall look of the building. Having some glass to ground gives you extra light and is ideal when you need growth from ground level.

This heavy duty structure combines strength, durability, style and beauty. An attractive feature to complement any surrounding; it is built to meet the requirements of the most demanding gardening enthusiast or professional alike.

Our aim over the years has been to design and manufacture a high quality greenhouse at a realistic price. We are proud to say that we have achieved this in the form of the Bromley.





Delivered and installed in Gloucs. Size: 8ft x 12ft. Maintenance Free Roof, Aluminium Gutter and Cresting upgrade

#### Standard features:

- Window sections are constructed from 2" x 2" timber and a sturdy 2" x 3" is used for the rafters
- 4mm English toughened safety glass
- 5ft 6" (standard) or 6ft eaves height and 31° roof pitch
- Choice of cedar panels to staging height or a combination of cedar panels and glass to ground at no extra cost
- Anodised Bayliss Mk 7 autovents
- Ridge cresting and finials, gutters and downpipes
- Locking hinged door with stainless steel furniture
- Freestanding two-tier staging along one side

OPTIONAL EXTRA: Aluminium capping for a maintenance free roof

#### PRICE GUIDE

6ft x 6ft	£3495	10ft x 10ft	£6025
6ft x 8ft	£4175	10ft x 12ft	£6475
6ft x 10ft	£4895	10ft x 14ft	£7125
6ft x 12ft	£5295	10ft x 16ft	£7675
6ft x 14ft	£5495	10ft x 18ft	£7925
8ft x 8ft	£4825	12ft x 12ft	£7675
8ft x 10ft	£5295	12ft x 14ft	£7925
8ft x 12ft	£6075	12ft x 16ft	£8445
8ft x 14ft	£6475	12ft x 18ft	£9595
8ft x 16ft	£6975	12ft x 20ft	£9775
8ft x 18ft	£7225	12ft x 22ft	£10525

Price includes VAT, delivery and installation anywhere in mainland UK



## THE KINGS BROMLEY



Delivered and installed in Gloucestershire. Colour—Clear. Size: 10ft x 14ft

The Kings Bromley greenhouse is an amalgamation of the Bromley and Kingsbury models, featuring a 40° pitch with 22” wide panes. This is an update on the Victorian style, giving the classic shape and height with a contemporary twist. This greenhouse is a beautiful and functional feature for any setting and can be manufactured to any size required; fitted on to your dwarf wall or freestanding at no extra cost.



Delivered and installed in Isle of Wight. Colour—Clear. Size: 8ft x 8ft

**Price includes VAT, delivery and installation anywhere in mainland UK**





Delivered and installed in Thetford. Colour—Clear. Size: 10ft x 16ft

**Standard features:**

- Western Red Cedar construction
- 5ft 6” (standard) or 6ft eaves height
- 22” wide panes of 4mm English toughened safety glass
- 40° roof pitch
- Locking hinged door with stainless steel fittings
- Anodised Bayliss Mk7 autovents
- Ridge cresting and finials
- Rainwater gutters and downpipes

**OPTIONAL EXTRA:** Aluminium capping for a maintenance free roof

6ft x 6ft	£4745	8ft x 8ft	£5825
6ft x 8ft	£5245	8ft x 10ft	£6795
6ft x 10ft	£5725	8ft x 12ft	£7575
6ft x 12ft	£6295	8ft x 14ft	£8195
6ft x 14ft	£7225	8ft x 16ft	£9025

10ft x 10ft	£7225	12ft x 12ft	£9445
10ft x 12ft	£7895	12ft x 14ft	£9995
10ft x 14ft	£8495	12ft x 16ft	£10775
10ft x 16ft	£9545	12ft x 20ft	£12075
10ft x 18ft	£10225	12ft x 22ft	£12795

**More sizes available**

## THE KINGSBURY



Delivered and installed in Newcastle-Upon-Tyne. Colour—Clear. Size: 8ft x 14ft

Our classic interpretation of a Victorian Greenhouse would be a tasteful and elegant addition to any garden. As with most of our garden buildings, the Kingsbury can be made in a variety of sizes (both standard and non-standard). This model will, without doubt, maximise the potential of your landscape.

The 40° pitch and 12” wide panes provide a more traditional style, ideal for older heritage properties. As with many of our greenhouses, the Kingsbury can be made to your required size and specification.

### **Standard features:**

- Constructed from 100% Western Red Cedar
- 12” wide panes of 4mm English toughened safety glass
- 40° Pitch
- Choice of standard colours
- Anodised Bayliss Mk7 autovents
- Ridge cresting and finials
- Rainwater gutters and downpipes
- Locking hinged door with stainless steel fittings

**OPTIONAL EXTRA:** Aluminium capping for a maintenance free roof





Delivered and installed in Gothenburg, Sweden. Colour—Clear. Size: 10ft x 14ft

6ft x 6ft	£5375	10ft x 10ft	£7925
6ft x 8ft	£5995	10ft x 12ft	£9345
6ft x 10ft	£6475	10ft x 14ft	£10225
6ft x 12ft	£7225	10ft x 16ft	£10975
6ft x 14ft	£7675	10ft x 18ft	£11425
6ft x 16ft	£8395	10ft x 20ft	£12175
8ft x 8ft	£6825	12ft x 12ft	£10975
8ft x 10ft	£7295	12ft x 14ft	£11745
8ft x 12ft	£7975	12ft x 16ft	£12525
8ft x 14ft	£9025	12ft x 18ft	£13275
8ft x 16ft	£10225	12ft x 20ft	£14025
8ft x 18ft	£10975	12ft x 22ft	£14895

More sizes available

Price includes VAT, delivery and installation anywhere in mainland UK

## THE CENTAUR



Delivered and installed in Skipton. Colour—Clear. Size: 10ft x 8ft

The Centaur greenhouse is designed to offer both a practical greenhouse space and a discreet storage area. The shed is fully lockable and perfect for storing growing consumables and seasonal tools. The greenhouse has all of the features of a standard Woodpecker greenhouse including autovents and an option of cedar panels or glass to ground.

### Standard features:

- Western Red Cedar construction
- Combination of a Cedar Shingle and Maintenance free greenhouse roof
- 4mm English toughened safety glass
- Both greenhouse and shed doors are fully lockable
- Glass window in partition. Window can be fixed glazing or with casements
- Greenhouse is fitted with an extra wide roof vent and Bayliss autovent opener
- Rainwater gutters and downpipes

8ft wide x 8ft deep	£7925
8ft wide x 10ft deep	£8775
8ft wide x 12ft deep	£9975
10ft wide x 8ft deep	£9545
10ft wide x 10ft deep	£10275
10ft wide x 12ft deep	£11345
12ft wide x 12ft deep	£12645
12ft wide x 14ft deep	£13535

**Price includes VAT, delivery and installation anywhere in mainland UK**





Delivered and installed in Newark. Colour—Clear. Size: 10ft x 8ft



Delivered and installed in Somerset. Colour—Clear. Size: 8ft x 12ft



## THE SHED COMBO



Delivered and installed in The Cotswolds. Colour—Clear. Size: 8ft x 14ft

Woodpecker Joinery has been including shed elements within our customers' cedar greenhouses for many years. Each shed and greenhouse combination structure has been designed to our customers' exact specification. This ensures the most practical use of space available in your garden for both storage and growing. Our team at Woodpecker Joinery can offer you a full design service, including 3D sketches to fully describe door placement, roof engineering and even a special partition design.



Delivered and installed in Chelmsford. Colour—Clear. Size: 6ft x 14ft





Delivered and installed in Swindon. Colour—Clear. Size: 10ft x 20ft

Standard features:

- Western Red Cedar construction
- Felted roof (as standard), Cedar shingles or our unique slate appearance rubber roofing system (both available at an extra cost)
- 4mm English toughened safety glass
- Single window in the side wall of shed

6ft x 12ft	£6675	8ft x 14ft	£8445	10ft x 14ft	£9545	12ft x 16ft	£11575
6ft x 14ft	£6975	8ft x 16ft	£8995	10ft x 16ft	£10175	12ft x 18ft	£12725
6ft x 16ft	£7675	8ft x 18ft	£9275	10ft x 18ft	£10395	12ft x 20ft	£12945
6ft x 18ft	£8225	8ft x 20ft	£10175	10ft x 20ft	£11295	12ft x 22ft	£13695

Written quotations available on request



## BESPOKE GREENHOUSES



Delivered and installed in North Somerset. **Size: 17ft x 75ft**

Our team at Woodpecker Joinery proudly brings our well-known bespoke range of products to you. Combining quality, excellence and beauty with superb value for money, we guarantee you complete satisfaction. We can build anything to complement your surroundings and make your gardening dreams come true, giving you everything you have ever wanted from a greenhouse.



Delivered and installed in Cambridgeshire. Colour—Clear. **Size: 12ft x 24ft**



## BESPOKE DRAWING SERVICE

Our dedicated design team use the latest CAD drawing and 3D modelling packages to enable us to push the boundaries and create our unique bespoke buildings. We are also able to produce drawings for planning purposes and provide any technical advice you may need, to make purchasing a greenhouse as easy and straightforward as possible.

Out of the ordinary, intricate or something you perhaps thought was not possible - we have the perfect solution. Just let us know what your dream is and we will help you to achieve your vision.



Delivered and installed in The Highlands. Colour—Clear



## BESPOKE GREENHOUSES WITH PORCH



Delivered and installed in Denmark. Colour—Clear. Size: 12ft x 18ft

If your garden requires something more, we have the perfect design feature for you. A beautifully proportioned porch, either inline or protruding, adds that extra touch to lift your greenhouse and make it a real focal point of your garden.

The advantages of a Bespoke building are: any size and style of building is possible, can be built to your exact specification. A choice of freestanding, lean-to or fitted on to a dwarf wall.



Delivered and installed near Macclesfield. Colour—Clear. Size: 10ft x 18ft

**Written quotations available on request**





Delivered and installed in Kent. Colour—Clear. Size: 10ft x 30ft

We recommend all our porch greenhouses are fitted with our maintenance free roof system. Our in house design team can offer 3D sketch drawings to detail all the different design options incorporating a porch presents.



Delivered and installed in Farnham. Colour—Clear. Size: 7ft x 20ft



## BESPOKE HERITAGE GLASSHOUSE



Delivered and installed in Mold, Flintshire. Size: 18ft x 94ft

We are proud to introduce the Heritage collection of glasshouses, a celebration of our 20th year in British manufacturing, recognition to history and our nations love of gardening. Each glasshouse is individually hand crafted and made to your exact specification. Many of our previous commissions have been to manufacture and install replacement buildings with an enormous importance in maintaining the historic characteristics of the building.

- 100% Western Red Cedar Construction
- Chamfered Profiled Timbers
- Aluminium Ridge & Cresting
- Bayliss Super Mk7 Auto Roof Vents
- Painted Aluminium Guttering & Downpipes







Delivered and installed in the Netherlands. **Size: 16ft x 70ft**

## History

Since the eighteenth century exotic plants, fruits and flowers have been imported by explorers and travellers from all over the world into our cooler northern hemisphere. The aspiration to cultivate such species dates back to the 1800's and a basic structure being designed to shelter and tender young plants. Due to the costly materials and manufacturing involved, such buildings were limited to the likes of aristocracy and wealthy landowners. In time, through research and development the early glasshouse was produced, in 1858 Messrs Messenger & CO- Horticultural Builders and Hot Water Engineers were established with the likes of Boulton & Paul LTD in 1864, and due to popular demand, many more glasshouse producers to follow between 1870 and 1890. The popularity and nations love of gardening was born.

## Mechanical Ventilation System

A custom designed mechanically linked casement window system allows complete control over growing conditions within the greenhouse space. The linked lever system opens all side casements simultaneously, saving time and increasing growing space.



Written quotations available on request



## THE HERITAGE WITH PORCH



Delivered and installed in Harrogate. Size: 10ft x 18ft

A Heritage greenhouse designed to incorporate a protruding porch is a very popular greenhouse in our range. This premium greenhouse exhibits all of our optional extras and features to present a greenhouse with a prestige finish. Our price list recommends proportions and scale to ensure the greenhouse to porch ratio creates maximum presence in any garden.

Each Heritage greenhouse is designed and built specifically for a client, so no two are ever the same. Our Heritage porch range is here to offer initial inspiration in which our design team can go further to tailor a greenhouse to your personal requirements and taste.

### **Standard features:**

- Western Red Cedar construction
- Protruding porch
- Narrow Window Panes
- 2" x 4" roof section / 2" x 3" window section
- Aluminium capping for maintenance free roof
- Aluminium cresting and Heritage guttering
- Automatic opening Bayliss roof vents
- Stainless Steel door furniture
- 22" Heritage cedar staging across back length
- Mechanically controlled side vents
- Twin wall cedar paneling to create interior lining





Delivered and installed in Northhamptonshire. Colour—Clear. Size: 8ft x 12ft

8ft wide x 12ft deep with 5ft x 2ft porch/single door	£15995
8ft wide x 14ft deep with 5ft x 2ft porch/single door	£16995
8ft wide x 16ft deep with 8ft x 2ft porch/double door	£19745
10ft wide x 14ft deep with 5ft x 2ft porch/single door	£19145
10ft wide x 16ft deep with 8ft x 2ft porch/double door	£21975
10ft wide x 18ft deep with 8ft x 2ft porch/double door	£23475
12ft wide x 16ft deep with 8ft x 2ft porch/double door	£24695
12ft wide x 18ft deep with 8ft x 2ft porch/double door	£25895
12ft wide x 22ft deep with 10ft x 2ft porch/double door	£29495
14ft wide x 18ft deep with 8ft x 2ft porch/double door	£29995
14ft wide x 20ft deep with 10ft x 2ft porch/double door	£32495
14ft wide x 24ft deep with 10ft x 2ft porch/double door	£37595

**Price includes VAT, delivery and installation anywhere in mainland UK**



## LEAN-TO GREENHOUSES



Delivered and installed in Hertfordshire. Colour—Light Brown. Size: 10ft x 20ft

If you have a location available on your house wall it is an ideal spot to site a lean-to greenhouse. Fitted on to your dwarf wall, or with cedar panels or glass to ground - the choice is yours. Each building is created individually to your unique requirement. Constructed entirely from Western Red Cedar and using 4mm English toughened safety glass.



Delivered and installed in Warwickshire. Colour—Clear. Size: 10ft x 18ft





Delivered and installed in Forfar. Colour—Clear. Size: 7ft x 10ft

Over the past 25 years we have installed replacement lean-to greenhouses on pre existing walls. Our design team can replicate any ornate features displayed upon a previous structure with great accuracy. With this attention to detail, we can match our lean-to greenhouses to complement any surrounding, period property or garden. *For a bespoke lean-to, we highly recommend that lead flashing is in place prior to our arrival on site.*



Delivered and installed in Ipswich. Colour—Clear. Size: 10ft x 20ft

**Written quotations available on request**



## THE VANDENBURG



Delivered and installed in The Cotswolds. Colour—Clear. Size: 8ft x 10ft

The Vandenburg is an impressive and unique building, elegantly crafted from Western Red Cedar. This collection has the space and style of the Edwardian glasshouse, combining beauty with functionality. It is the perfect enhancement to a fine English garden, a structure that will bring pleasure and at the same time offer an exceptional gardening experience. All individually hand crafted and engineered by our team of highly skilled craftsmen using age old mortice and tenon jointing. Tailor made to your requirements, whether lean-to or freestanding- the choice is yours.

All glazing is English toughened safety glass, firmly secured with our aluminium capping for a maintenance free roof against a gasket, which seals the underside of the glazing achieving high storm- and wind-proof standards.

### Standard features:

- Aluminium capping for maintenance-free roof as standard on this model
- Rainwater gutters and downpipes
- Anodised Bayliss roof Mk7 autovents
- Locking hinged double door with stainless steel fittings
- Elegant hipped roof
- Choice of styles - freestanding, lean-to, panelled, glass to ground or fitted on to a dwarf wall.

6ft x 8ft	£6295	8ft x 10ft	£8125	10ft x 12ft	£10195	12ft x 16ft	£12795
6ft x 10ft	£7125	8ft x 12ft	£9125	10ft x 16ft	£12075	12ft x 20ft	£14895
6ft x 12ft	£7845	8ft x 16ft	£10975	10ft x 20ft	£13695	12ft x 24ft	£16495

**Price includes VAT, delivery and installation anywhere in mainland UK**





Delivered and installed in Orebro, Sweden Colour—Clear. Size: 10ft x 16ft



Delivered and installed in Lancashire Colour—Clear. Size: 12ft x 22ft



## PAINTED GREENHOUSES



Woodpecker Joinery has a history of crafting and installing white painted wooden greenhouses. The whole range of Woodpecker greenhouses are suitable for our painted finish. We now choose to use Accoya® timber for our painted greenhouses instead of cedar as we find the finished paintwork has a more durable and lasting finish. The paint applied to our greenhouses is specially selected for exterior use on Accoya® timbers and provided by leading Oxford based paint manufacturer Anker Stuy. The paint technology is based on a microporous system, which allows the timber to breathe but still creates a durable weatherproof barrier to protect the timber from the elements. Anker Stuy paint is resistant to bacterial, mould and UV sunlight attack, meaning lower requirements for long term maintenance.



Delivered and installed in Suffolk. Size: 13ft x 34ft



Delivered and installed in Essex. Size: 10ft x 16ft

Historically we have painted greenhouses made from Western Red Cedar, but with the advent of new timber technologies and species, we feel Accoya® offers a better painted finish on our greenhouses with a long life time of the painted surface. At a customers request we can paint Western Red Cedar, but we would recommend applying paint to Accoya® and offering the best product we can achieve.



Delivered and installed in Devon. Size: 8ft x 16ft



Delivered and installed in Buckinghamshire . Size: 6ft x 10ft

**Please note that the cost of this finish is approximately 50% of the greenhouse price due to its technical nature. There is also an increased waiting time because of the additional processing the timber requires prior to paint application.**





Delivered and installed in Oxfordshire. Size: 12ft x 40ft



Delivered and installed in Wiltshire . Size: 8ft x 10ft



Delivered and installed in Dorset . Size: 8ft x 18ft



## WHY CHOOSE WESTERN RED CEDAR (*THUJA PLICATA*)?

**Beauty:** Found in Canada's Pacific Northwest. Western Red Cedar is renowned for its natural and outstanding physical properties, with a uniform of fine grained texture combined with a palette of warm, mellow tones ranging from light amber to deep honey brown. It's rich colour is beautifully complimented by a natural satin lustre and a unique and subtle aroma.

**Durability:** Western Red Cedar produces natural oils that act as preservatives to protect the wood from insect attacks and decay. It's ability to produce such preservatives increases with age, allowing the wood to withstand years of usage. In addition it is a very stable wood that lies flat and stays straight. Compared to other woods, it boasts a very low shrinkage value, which makes it ideal for use in high-moisture areas.

**Practicality:** Beauty aside, Western Red Cedar's practicality and cellular structure creates interior air spaces that give it an insulation value higher than most woods. Buildings which feature cedar panelling and siding tend to stay warmer in the winter.

**Please Note:** All of the timber used by Woodpecker Joinery is supplied by members of The Timber Federation who recognise the responsibility and importance to protect the forests for future generations. Our timber is also all PEFC certificated.

## TIMBER STAIN AND COLOUR OPTIONS



**Light Brown**

**Clear  
(Standard)**

**Dark Brown**

**Holly Green**

Our greenhouses as standard are pre-treated with a clear Premier Wood Preserver by Barrettine which provides the following properties:

The special formulation of Barrettine allows deep penetration of the fungicide into the wood

- Protects against rot, decay and unsightly mould growth
- Contains water repellent waxes
- Harmless to plants when dry

A coloured stain *Light brown, Dark Brown or Holly Green* can be applied as an optional extra.



## GREENHOUSES MANUFACTURED FROM ACCOYA® WOOD



We have been using timber to create our greenhouses for the last 25 years. We strongly believe that wood is the only material that is aesthetically pleasing, practical and sustainable to manufacture greenhouses. However, as an organic material that is susceptible to its surroundings, wood presents natural challenges when used for exterior applications.

Historically, the only way to overcome the challenges was to choose an exotic timber like Western Red Cedar, which even from sustainable sources is contributing to a slow decline of forests. Cedar's self-preserving properties offer only a partial solution to the natural challenges that are faced when using wood as a building material.



Using an Accoya® timber as an alternative. The Accoya® has all of the best characteristics of wood, sourced from sustainable forests, with zero toxicity and provides dimensional stability with a durability that exceeds Western Red Cedar. Accoya® becomes the ideal material for manufacturing greenhouses with increased lifetimes and less environmental impact.

**To obtain a quotation for an Accoya greenhouse please enquire with our Sales Team**



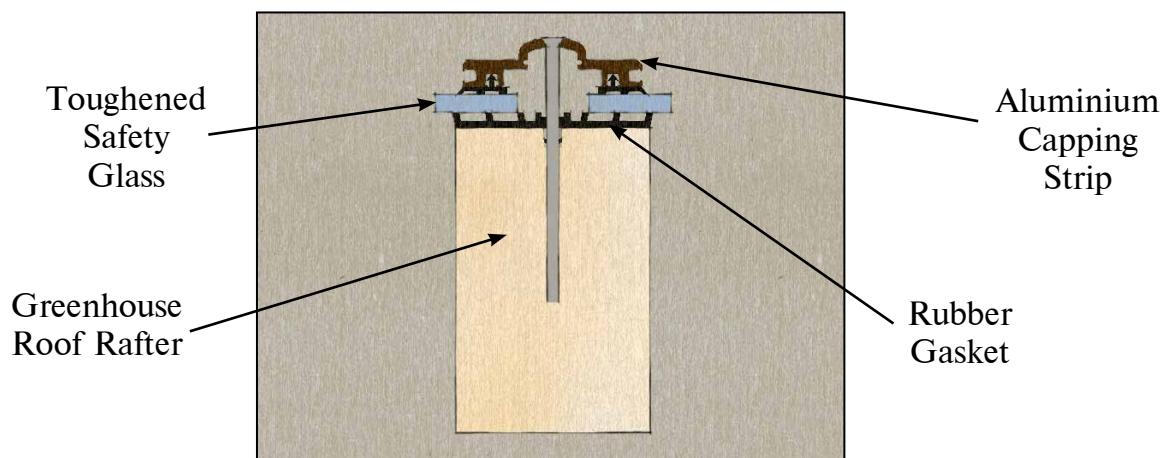
## GREENHOUSE ACCESSORIES

### ALUMINIUM CAPPING



Although Cedar Wood is very durable due to its natural oils, and generally requires staining only once every 4-5 years, our aluminium capping (optional with some of our greenhouses) provides a maintenance free roof for those who wish to avoid climbing to attend their greenhouse. The capping leaves no wood on the roof exposed to the elements, making looking after your greenhouse a pleasure, not a chore!

### HOW OUR CAPPING SYSTEM WORKS:



With this system, the glass sits on top of the rafters on a rubber gasket and is held in place by a stainless steel screw through the aluminium into the rafter. The rubber gaskets form a watertight seal to make sure that the greenhouse is weatherproof.

### ALUMINIUM CAPPING COLOUR OPTIONS:





## GREENHOUSE BLINDS



Greenhouse blinds can be fitted to shade the side or roof sections of a greenhouse. The blinds provide a compact solution to reduce sunlight exposure and prevent your greenhouse from overheating. Woodpecker Joinery greenhouse blinds are spring tensioned which prevents the greenhouse blind from sagging and also allows for auto feeding retraction.

## LOUVRE VENTS

Louvre vents can be installed in addition to roof vents to increase air circulation throughout the greenhouse. Hot air escaping from the greenhouse through the roof vents forces air to travel in through the louvre. The airflow through the louvre vent can be regulated by the angle of the louvre blades, thus giving further control over the greenhouse growing conditions.



## BAYLISS AUTOVENT MK7



Above picture shows a standard Mk7 autovent

The Bayliss Mk7 Autovent has been designed for aluminium or timber framed hinged vents measuring up to approximately 2 square feet (60cm<sup>2</sup>).

It fits neatly, close to the glass, consequently taking up less headroom than a normal stay on a roof vent. This model is attached to the vent, and can be set to start opening the vent at temperatures between 55°F (12°C) and 75°F (25°C), giving a maximum vent opening of approximately 12". Autovents operate on a wax cylinder system, so requires no electricity.



## HOME OFFICE



Delivered and installed in Hertfordshire. Colour—Clear. Size: 12ft x 12ft

Woodpecker Joinery proudly presents our range of Home Offices. The perfect space for study, work or simply relaxing! We can build the office to any size you require and can alter the specification to suit your needs.



Delivered and installed in Berkshire. Colour—Clear. Size: 10ft x 10ft

Standard features:

- Western Red Cedar construction
- Felted roof (as standard), Cedar shingles or our unique slate appearance rubber roofing system (both available at an extra cost)
- 4mm English toughened safety glass

**Written quotations available on request**





Delivered and installed in Wiltshire. Colour—Light brown. Size: 12ft x 24ft

## PRICE GUIDE:

	Home Office	Optional Extra: Insulation, interior lining and double glazing	Optional Extra: Cedar shingle roof
8ft x 8ft	£5595	£1845	£1695
8ft x 10ft	£6475	£2025	£1895
8ft x 12ft	£7075	£2225	£2075
8ft x 14ft	£7495	£2575	£2275
10ft x 10ft	£7075	£2025	£1995
10ft x 12ft	£7525	£2345	£2175
10ft x 14ft	£8145	£2675	£2345
10ft x 16ft	£8825	£2925	£2545
12ft x 12ft	£8825	£2425	£2545
12ft x 14ft	£9445	£2845	£2745
12ft x 16ft	£10145	£3245	£2925
12ft x 20ft	£11425	£3495	£3450

**Price includes VAT, delivery and installation anywhere in mainland UK**



## GARDEN BUILDINGS



Delivered and installed in Kent. Colour—Clear. Size: 10ft x 10ft

Our beautiful Cedar buildings have been designed to provide a stylish and practical outdoor space. The natural beauty of the cedar in both the framework and the shingled roof is sure to enhance any garden, and it's durability means that it will stand up to the British climate. The custom made ridge point is a contemporary feature which complements the honey tones of the timber perfectly.

We manufacture our garden buildings in a range of sizes and shapes to suit your needs, but if you have any particular requirements, do let us know. Our talented joiners will work to create something special and ensure that your garden building becomes an idyllic retreat in your own garden and the perfect venue for outdoor summer entertaining, or just relaxing on a lazy Sunday afternoon.

All of our garden buildings have the option of including a Western Red Cedar shingle roof. A shingled roof requires very low maintenance due to the high natural concentration of preservatives and therefore boasts a longer life time than the felt roof alternative. They are a very durable option and perform well when subject to strong winds and heavy rainfall. In addition shingles contain a very high insulative value which keeps a garden room cooler in the summer and warmer in the winter.



## TRADITIONAL SUMMERHOUSE



Delivered and installed in The Cotswolds. Colour—Clear (Cedar shingle roof not included in listed price) . Size: **10ft x 10ft**

The traditional summerhouse is a perfect hideaway for relaxing in the warm summer weather. The idyllic place to read a book or magazine, or simply spend time with family and friends. Three large casement windows and double doors provide ample ventilation. The 2ft veranda entrance provides an ideal shaded area.

The summerhouse is custom built to your requirements with a choice of optional extras including additional casement windows or thermal insulation. Please enquire for further details.

### Standard features:

- Western Red Cedar Shiplap Cladding
- Mineral Felt Roof, 4mm English toughened safety glass as standard
- White wood internal floor and Cedar exterior floor
- Solid Western Red Cedar handrails and Spindles

### Optional Extras:

- Seating and upholstery
- Cedar Shingles or Slate Appearance alternative roof covering

### PRICE LIST :

6ft x 8ft	£4795	10ft x 10ft	£7075
8ft x 8ft	£5595	10ft x 12ft	£7525
8ft x 10ft	£6475	12ft x 10ft	£7575
		12ft x 12ft	£7995

**Price includes VAT, delivery and installation anywhere in mainland UK**



## OCTAGONAL SUMMERHOUSE



Delivered and installed in Surrey. Colour— Clear Stain (Cedar shingle roof not included in advertised price). Size: 8ft x 8ft

The octagonal summerhouse is an attractive alternative to the traditional rectangular summerhouse. The shape makes the building an unusual, but practical focal point of a garden. Large glazed windows give an unrestricted view of your surroundings and allow ample sunlight into the building.

### **Standard features:**

- Western Red Cedar construction
- Cedar Shiplap Cladding
- Optional combination of casement windows or fixed glazing
- Mineral Felt Roof
- Securable windows and locking doors
- White wood internal floor
- 4mm English toughened safety glass

### **Optional Extras:**

- Seating and upholstery
- Cedar Shingles or Slate appearance alternative roof covering
- Tinted roof glazing





Summerhouse Stained Red Cedar. (Tinted roof glazing not included in advertised price)Size: 6ft 6" x 8ft 6"



Delivered and installed in Reading. Colour— Clear Stain (Cedar shingle roof not included in advertised price). Size: ft x 8ft

### PRICE LIST :

6ft 6" x 6ft 6"	£5495	8ft x 8ft	£6895
6ft 6" x 8ft 6"	£6145	8ft x 10ft	£7525

**Price includes VAT, delivery and installation anywhere in mainland UK**



## WESTERN RED CEDAR COLDFRAME



6ft x 3ft Cedar Coldframe. Colour–Clear.



4ft x 2ft Cedar Coldframe. Colour–Clear.


We use only the highest quality Western Red Cedar in our coldframes and, as with our entire greenhouse range, the units are created with high precision mortice and tenon joints.

Our new and improved aluminium lid handle ensures longevity and the external cedar supports allow the tops to be held open for easy access into the frame. All models have opening tops, each one with a single pane of 4mm English toughened safety glass. A choice from our standard colour collection is available.

All coldframes have a unique hinge system that allows you to remove the lids with just one screw - ideal for the summer months. The aluminium hinge system spans the whole length of the coldframe fully supporting each individual lid. A full length hinge reinforces and protects the coldframes from strong winds and adverse weather.



4ft x 3ft Cedar Coldframe. Colour– Clear



5ft x 3ft Cedar Coldframe. Colour– Clear

Available sizes:

4ft x 2ft	£445	4ft x 3ft	£485
5ft x 2ft	£495	5ft x 3ft	£545
6ft x 2ft	£585	6ft x 3ft	£645
8ft x 2ft	£745	8ft x 3ft	£795

Buy online at [www.woodpeckerjoinery.co.uk](http://www.woodpeckerjoinery.co.uk)



## TANALISED COLDFRAME

We use a quality green tanalised softwood within the frame and boarding of our tanalised coldframes. The coldframe lids are manufactured from Western Red Cedar and stained green to match the tanalised framework. Using high precision mortice and tenon joints in construction, this coldframe is a strong and durable product, fitted with 4mm toughened safety glass.



5ft x 3ft Tanalised Coldframe.



8ft x 3ft Tanalised Coldframe.

### Available sizes:

4ft x 2ft	£285
5ft x 2ft	£350
6ft x 2ft	£410
8ft x 2ft	£490
4ft x 3ft	£355
5ft x 3ft	£380
6ft x 3ft	£435
8ft x 3ft	£535

## BESPOKE COLDFRAME TOPS

Our bespoke service doesn't only cover our greenhouses. We can also manufacture high quality cedar coldframe tops to fit your existing base and install them throughout mainland UK. So if you have a space that could be utilised for starting off seedlings, or growing your salad vegetables, they are the ideal solution.




12ft x 3ft Bespoke Coldframe. Colour- Clear

**Written quotations available on request**



## TALL CEDAR COLDFRAME



6ft x 2ft - 6ft Tall Coldframe. Colour-Clear



4ft x 2ft - 5ft Tall Coldframe. Colour-Clear

Our tall coldframes are made from high quality Western Red Cedar with sliding front doors and opening tops, fitted with 4mm toughened safety glass.

Our new and improved aluminium lid handles are fitted to the opening tops to ensure longevity. Chrome handles are fitted to the sliding doors. Internal cedar supports allow the tops to be held open, providing easy access into the upper frame. A choice from our standard colour collection is available.

### Available sizes:

4ft x 2ft - 5ft tall coldframe £975	4ft x 2ft - 6ft tall coldframe £1145
6ft x 2ft - 5ft tall coldframe £1175	6ft x 2ft - 6ft tall coldframe £1345
8ft x 2ft - 5ft tall coldframe £1475	8ft x 2ft - 6ft tall coldframe £1695





**Sliding Roller Doors (4ft x 2ft Model Shown)**



**Aluminium Handle Lids**



**Unique Aluminium hinge system**



**Two Adjustable Cedar Shelves**



**8ft x 2ft - 5ft Tall Coldframe. Colour-Clear Stain**



## BEAMHURST WALK IN COLDFRAME



8ft x 3ft - 7ft Tall Coldframe. Colour- Clear stain



6ft x 3ft - 7ft Tall Coldframe. Colour-Red Cedar

A great method to save space in a smaller sized garden and within your main greenhouse. An attractive way to protect your plants and, if required, easy to manoeuvre. Ideal for raising seedlings and summer crops too tall for the standard coldframe (for example peppers, tomatoes and aubergines). This style of coldframe is fitted with variable height staging which can be adjusted to match your growing needs.

Autovents can be fitted to our Beamhurst coldframe to increase ventilation.

Available sizes:

6ft x 3ft - 7ft tall coldframe £2145

8ft x 3ft - 7ft tall coldframe £2345

10ft x 3ft - 7ft tall coldframe £2595

Buy online at [www.woodpeckerjoinery.co.uk](http://www.woodpeckerjoinery.co.uk)



## CONTEMPORARY CEDAR WATER BUTT

Save your rainwater in style! Our contemporary Cedar Water Butt has the beauty of Western Red Cedar wood and the durability of plastic, making it ideal for the modern eco-friendly gardener. Handmade, it comes with a brass tap fitted at the base and lift-off lid and is lined with a high density polyethylene (HDPE) liner to prevent leaks.

The water butt comes with a cedar plinth as standard and can be stained with one of our standard colours. This is a product to complement your cedar greenhouse perfectly.

Chelsea Model:

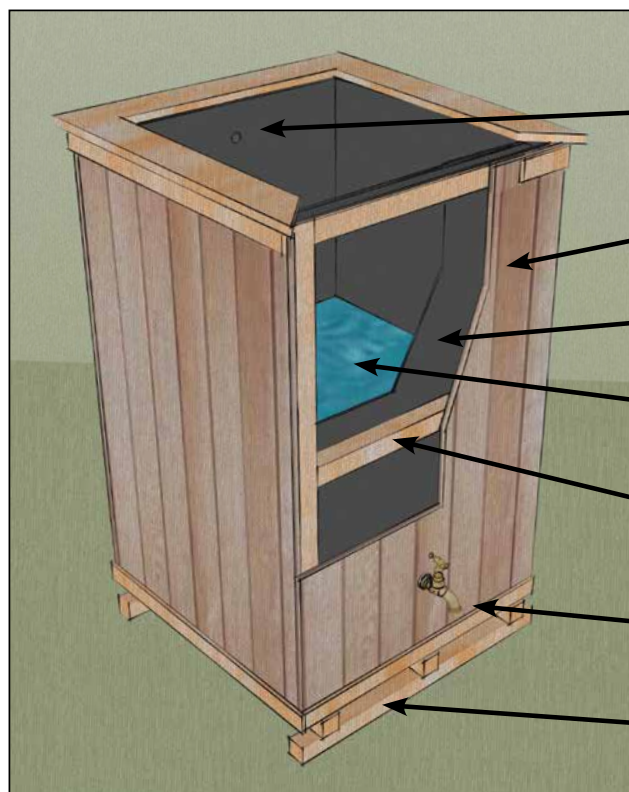
Height: 1200mm      Width: 700mm  
Depth: 700mm      Capacity: 65 gallons



**Price: £445**

**Price includes VAT and delivery**

## CONTEMPORARY CEDAR WATER BUTT FEATURES



Overflow Feature. Compatible with our rainwater diverter kit. (Sold Separately)

16mm Western Red Cedar Tongue and Groove Cladding

HDPE Rigid Plastic Liner

65 Gallon Capacity (295 Litres)


Strong 2"x2" Western Red Cedar Sub frame. Stainless Steel Fixings.

1/2" Brass Bib Tap

Western Red Cedar Plinth



## CEDAR STAGING



22" x 46" Cedar Staging.

Our superior Western Red Cedar staging combines the natural beauty of cedar with strength and durability, giving a quality finishing touch to your greenhouse. A lift-out bottom shelf provides flexibility and additional storage space to help you get the most from your greenhouse.

### PRICE LIST FOR THE STANDARD SIZES:

18" (475mm) deep x 46" (1175mm) long	£195
18" (475mm) deep x 70" (1785mm) long	£235
22" (570mm) deep x 46" (1175mm) long	£220
22" (570mm) deep x 70" (1785mm) long	£255
30" (765mm) deep x 46" (1175mm) long	£255
30" (765mm) deep x 70" (1785mm) long	£295

**\*\*All prices include lift out bottom shelf\*\***

10" wide shelf for on top 46" long	£120
10" wide shelf for on top 70" long	£135

Buy online at [www.woodpeckerjoinery.co.uk](http://www.woodpeckerjoinery.co.uk)



## GOLIATH STAGING



22" x 70" Tanalised Staging with removable lower shelves

We are extremely proud of our Goliath staging because we believe it is probably the strongest available on the market. Constructed from 45mm x 45mm framing with 70mm x 15mm slats, all timber is tanalised for a long life against rot. All models come with drop-in lower shelves which can be removed.

18" (475mm) deep x 46" (1175mm) long	£130
18" (475mm) deep x 70" (1785mm) long	£160
22" (570mm) deep x 46" (1175mm) long	£140
22" (570mm) deep x 70" (1785mm) long	£175
30" (765mm) deep x 46" (1175mm) long	£160
30" (765mm) deep x 70" (1785mm) long	£195

**\*\*All prices include lift out bottom shelf\*\***

10" wide shelf for on top 46" long	£75
10" wide shelf for on top 70" long	£85

**BESPOKE STAGING CAN ALSO BE MANUFACTURED ON REQUEST.**



## CHOOSING A SITE FOR YOUR GREENHOUSE

If you already have a level, or nearly flat site it is an ideal place to position your greenhouse as it will require less work and make it easier to achieve a good floor area for the foundations. We require a firm, flat base for our greenhouses to sit on, to ensure that minimum water can enter the greenhouse and the structure is properly supported.

Please be aware that overhanging trees can damage a greenhouse and to reduce the risk it is recommended to avoid such an area. However if this is not possible do not worry as pruning provides a solution to the problem.

## PREPARATION OF GREENHOUSE BASES

### 1) Paving slabs or a concrete pad



Example slabbed base for a cedar greenhouse



Example concrete base for a cedar greenhouse

The base should have a 2” perimeter around the outside dimension of the size of greenhouse you have chosen (which can be found on our website or supplied by our technical team). Please note that a larger perimeter than this can lead to water sitting around the greenhouse, whilst a smaller perimeter can make it difficult for us to fix the greenhouse down securely.

### 2) Brick Plinth



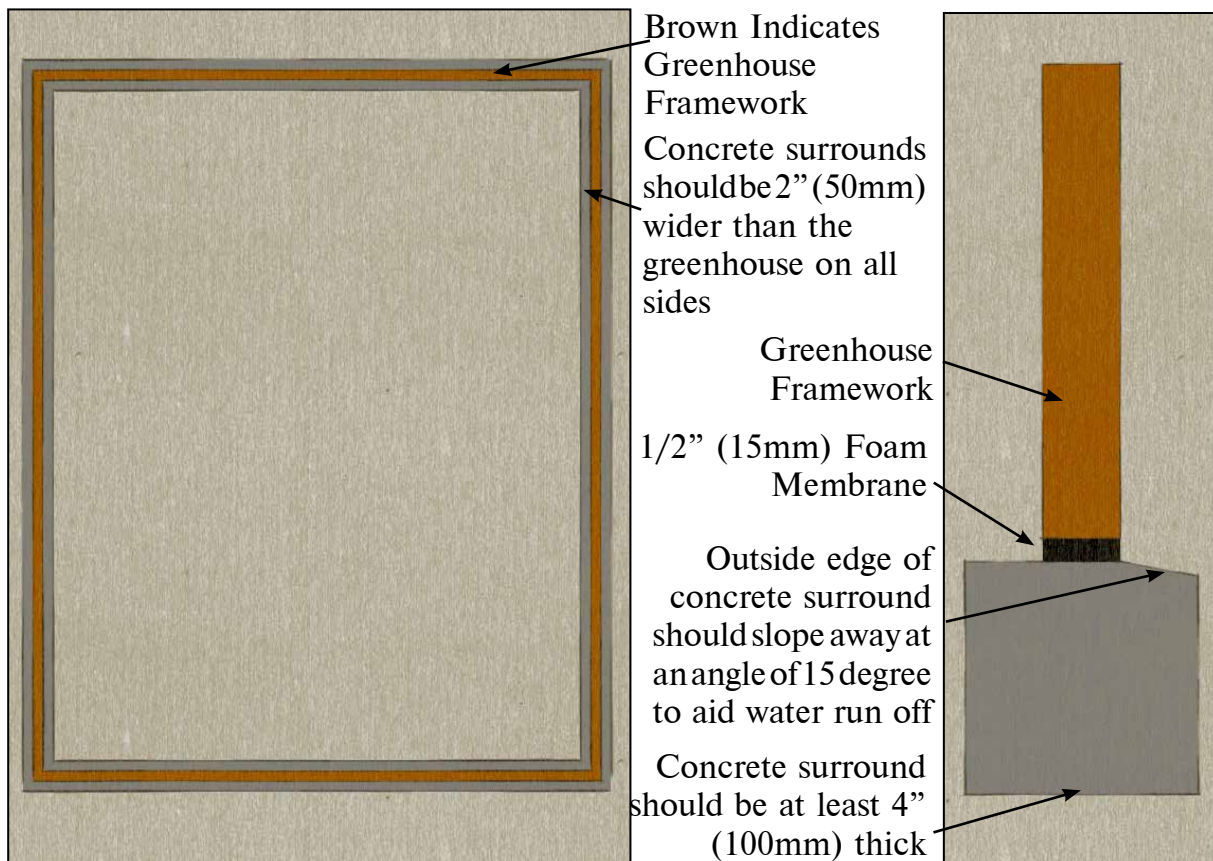


### 3) Dwarf Wall



Once you have chosen the size of your greenhouse, have the wall built as closely as possible to the size that has been quoted for (external dimensions). We allow a tolerance of 0-70 mm to accommodate different sizes of bricks, mortar joints etc. Once the dwarf wall has been constructed we would ask you to forward the external sizes of your wall and height at the doorway to us.

### 4) Concrete surround



**Build your concrete surround 4" wider than the greenhouse chosen and a minimum of 6" wide.**

### LEAN-TO AND THREE QUARTER-SPANS

For a bespoke lean-to and some quarter spans, we highly recommend that lead flashing is in place prior to our arrival on site. The lead should fall ideally 25-50mm (dependent upon the thickness) down the wall, and onto our 4"x 2" ridge plate at the top of the greenhouse. The flashing in addition should have 6" excess to spare to over lap the timber framework.

**Please do not hesitate to contact our technical team should you need any further advice.**

## INTERNATIONAL

The quality of our products has now earned us an international reputation and we have exported a number of our greenhouses to Europe and even beyond! We have installed greenhouses in Ireland, France, Germany, Belgium, Switzerland, Denmark, USA and Australia. Below are some photographs of our international greenhouses.



This 12ft x 20ft Kingsbury greenhouse, stained clear, was delivered and installed in the Blue Mountains, New South Wales, Australia. The fully panelled greenhouse exhibits great heat insulation, perfect for climates which encounter cold overnight temperatures.



This 12ft x 24ft Kings Bromley greenhouse, stained dark brown, was installed in North Carolina, America. The building was designed to our customers exact requirements and manufactured specially to meet the standards of local building codes. Working with third parties, our buildings are expertly packed to endure the stresses of sea voyages and comply with strict timber import laws.



We have installed several greenhouses in Switzerland, including this 10ft x 21ft Bromley greenhouse with an internal partition, cedar panelling at one end and contemporary cedar water butts. The door in the long side raises the eaves height to 6ft 6", giving an increased internal working space and ample room for taller plants and vines.

**\*\*To enquire about a greenhouse for overseas, call our office on (+44)1889 562610\*\***



## HOW TO PLACE AN ORDER WITH WOODPECKER JOINERY

This is a very simple process. Please contact us with your requirements by telephone, e-mail or letter. We will then provide you with a quotation and our design team can work with you to provide drawings and specifications if you require something more bespoke.

Once you are happy with your quotation, we provide an order form. We will ask you to complete this, indicating your choice with regard to any optional extras, design features and the colour. Your completed order will need to be signed and returned to us. We may provide additional forms to indicate how you would like the doors to open and about access to the site for our installation teams.

To secure your order, we will require a deposit - this can be paid either by cheque (payable to *Woodpecker Joinery (UK) Ltd*, card payment over the telephone, or by bank transfer.



Once we have received your signed order and deposit we will send a confirmation to offer an installation date. As well as our arrival to install your garden building it is important that you are in attendance for completion. If you are having a bespoke greenhouse, we will require all measurements of your dwarf wall no later than four weeks prior to the installation date.

On the installation date, our fitters will install the greenhouse to our high standards and your requirements and make sure that everything is as it should be before they leave. Full payment is required on the day of installation. **The greenhouse will remain the property of Woodpecker Joinery (UK) Ltd until paid for in full.** We guarantee our greenhouses (excluding glass) for 10 years, but provided that they are looked after, they should last and provide enjoyment for many, many years to come.



The Woodpecker fleet of vans used to deliver our greenhouses

*Designed and crafted by:*



**WOODPECKER JOINERY (UK) LTD**

**WESTERN RED CEDAR GREENHOUSES, COLDFRAMES  
AND GARDEN BUILDINGS**



**100%  
BRITISH  
MADE**

**For further details or advice, please telephone**

**Tel: 01889 562610**

**Website: [www.woodpeckerjoinery.co.uk](http://www.woodpeckerjoinery.co.uk)**

**E-mail: [greenhouses@wpjuk.com](mailto:greenhouses@wpjuk.com)**

**Workshop, Offices & Show site:**

**Woodpecker Joinery UK Ltd  
Olympic House  
Bramshall Industrial Estate  
Bramshall  
Uttoxeter  
Staffordshire  
ST14 8TD**

**Showroom Opening times: Mon-Fri: 9am-6pm, Sat: 9.30am-12.30pm.**

**Please call our Office for Bank Holiday opening times.**

**Woodpecker Joinery's range of products are constantly being developed  
and specifications may be altered without prior notice.**

***Registered with Companies House for England and Wales, under  
company number 5830650.***

*\*\*Our new brochure contains 30% less paper. By using less paper, we reduce the impact on forests, minimise energy use and reduce the impact of climate change. After use please consider recycling our brochure. Further details about the efforts we are making to become more environmentally responsible can be found on our website.\*\**

